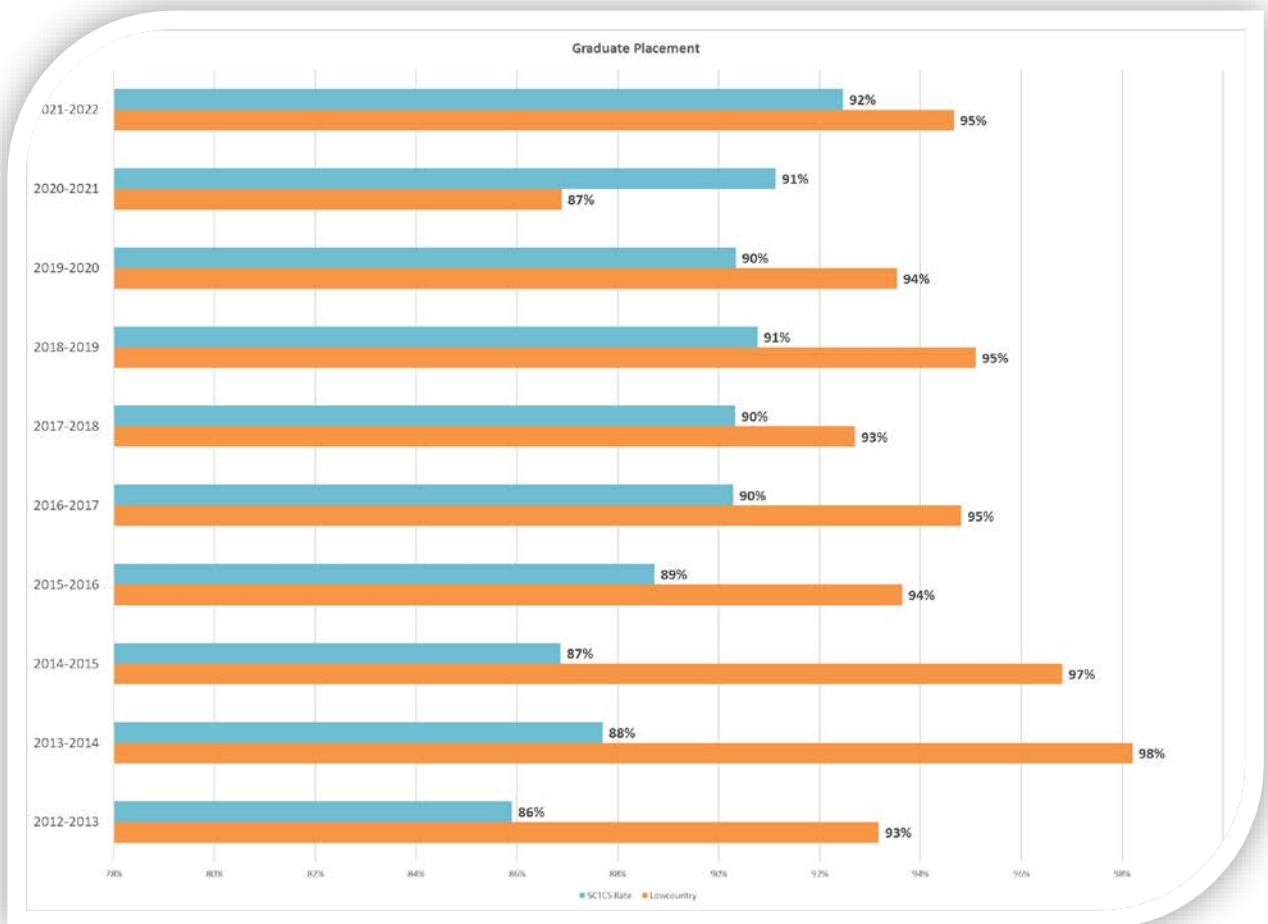




TCL Academic Success and Performance

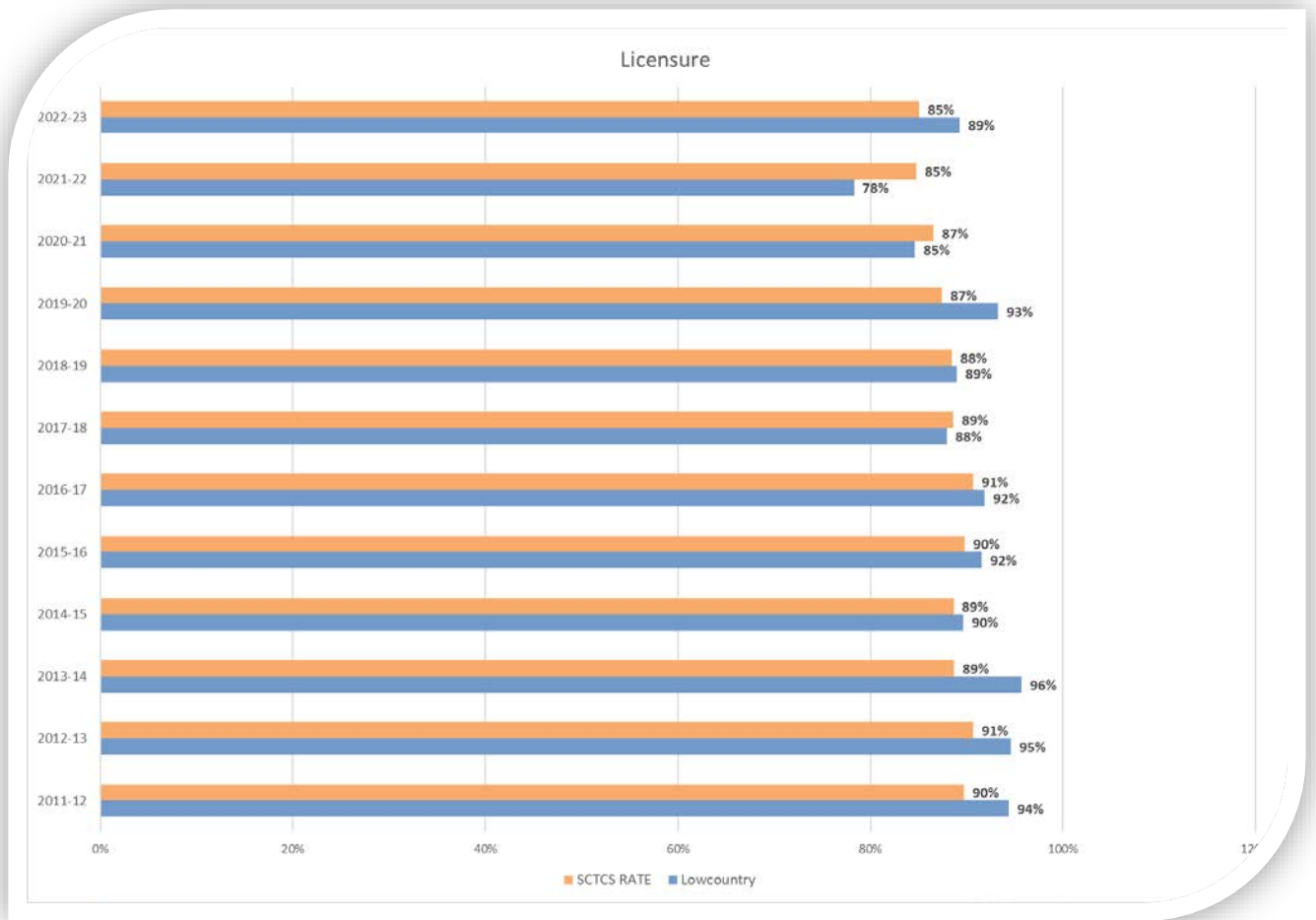
To accomplish its mission, the Technical College of the Lowcountry has Institutional goals and outcomes for Student Achievement and regularly assesses progress toward the achievement of those goals. Progress toward the goals is reported annually to College administration, faculty and stakeholders. These goals align with The South Carolina Technical College System established Academic Success and Performance Benchmarks and include five (5) measures: Graduate Placement Rates, Licensure Exam Pass Rates, Fall-to-Spring Persistence Rates, Student Success Rates and Graduate Production Rate.



1. Graduate Placement Rates—Graduate placement rates reflect the success of graduates with respect to employment or continued education. Graduates who are deceased, disabled, and not actively seeking employment (e.g, active military) are excluded from the placement rate.

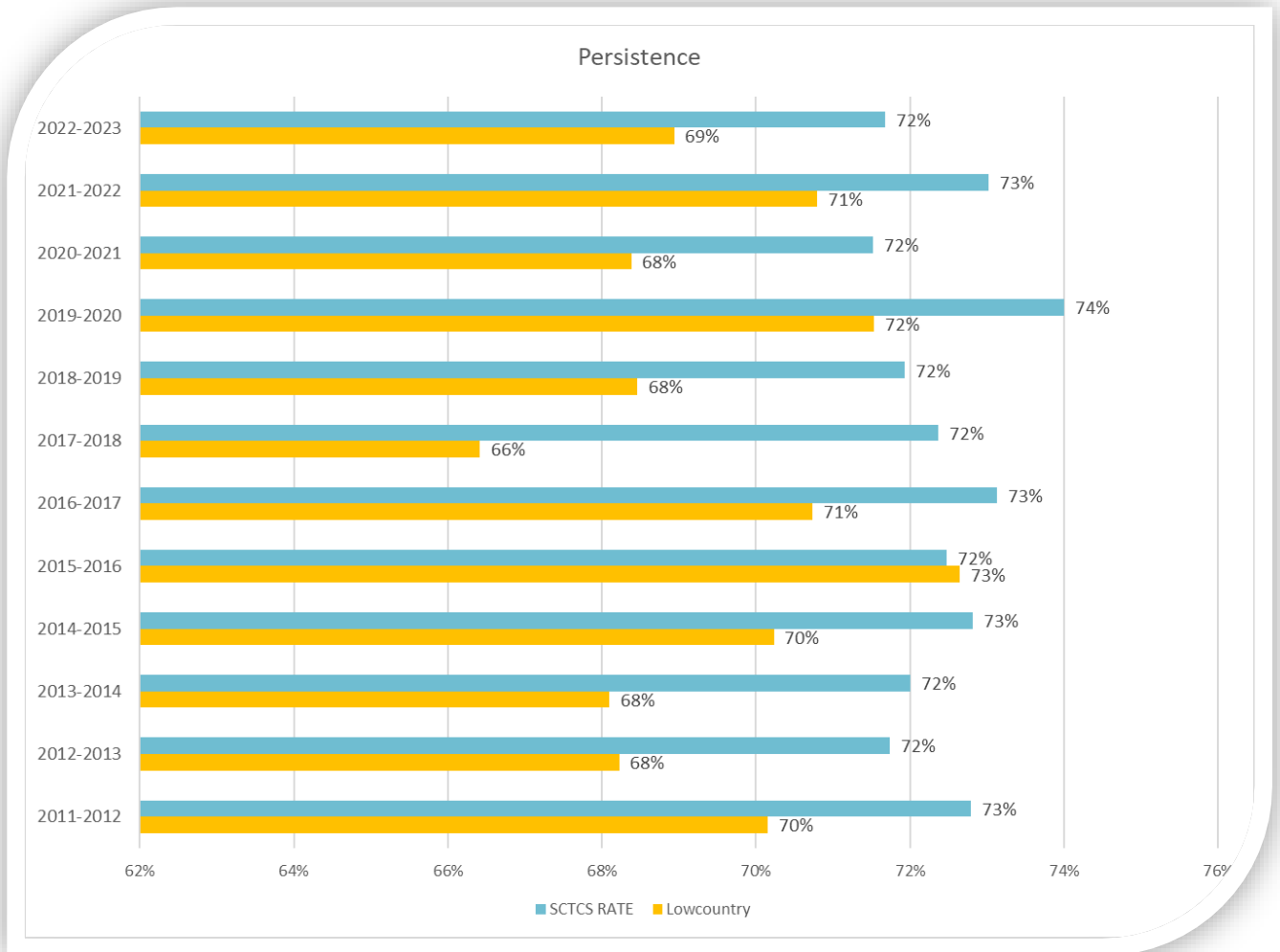
Target Level of Achievement: 80%

Updated: 09/23/2024



2. The Commission on Higher Education (CHE) has the responsibility for making available to the General Assembly “student scores on professional examinations with detailed information on state and national means, passing scores, and pass rates, as available, and with information on such scores over time, and the number of students taking each exam. Colleges report the number of examinees, the number of first-time examinees, the number of first-time examinees who pass, and the percentage of first-time examinees who pass for the list of licensure exams identified by CHE. The reporting guidelines specify that colleges report those who took exams between April 1 and the following March 31st.

Target Level of Achievement: 80% overall pass rate on first-time licensure exams

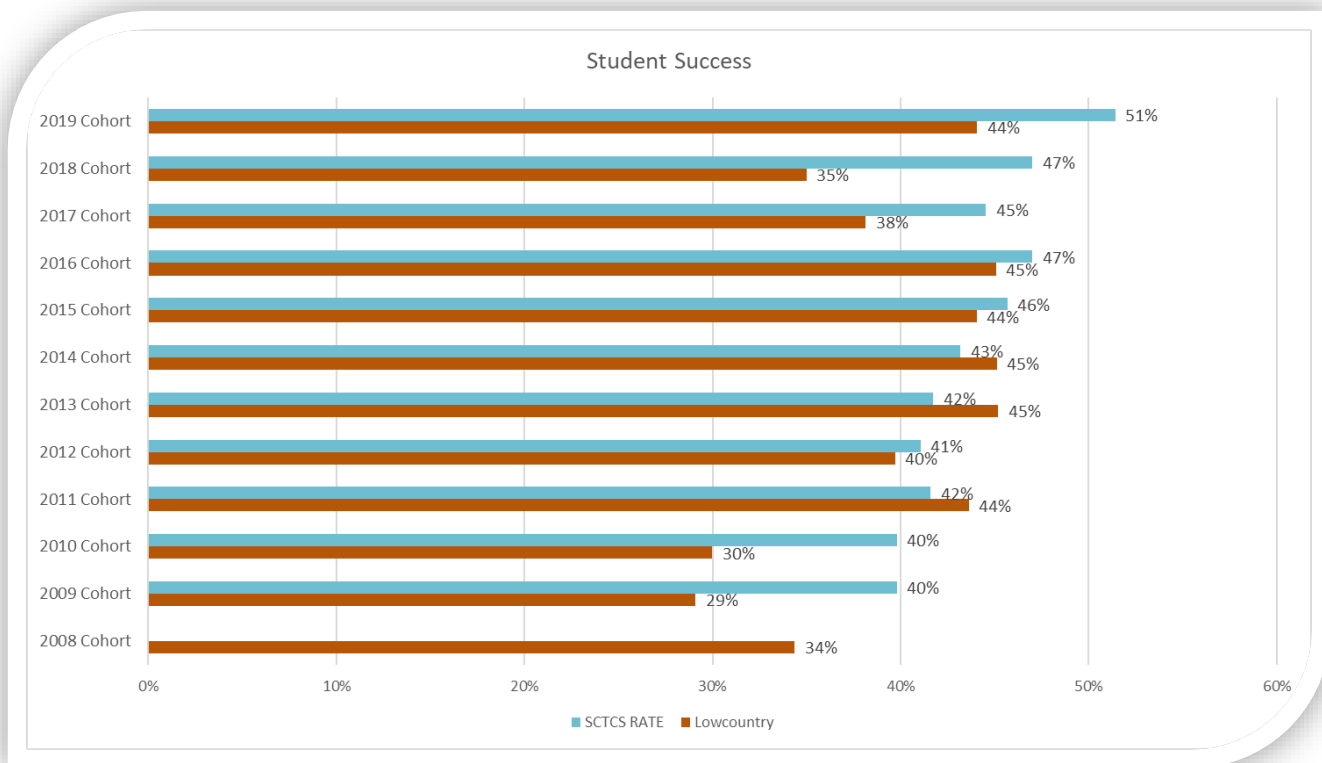


3. Persistence rates (retention rates) are a commonly used student progress measure for both two-year and four-year institutions. The definitions for these rates typically use a fall term cohort (often the first-time freshman cohort). The most frequently used rates are fall-to-spring persistence and fall-to-fall persistence. The data below is based on the National Community College Benchmark Project (NCCBP) definition of fall-to-spring persistence. The definition used as a means to calculate credit student next-term persistence rate is:

Spring Term: Students from the denominator who enrolled in spring

(Fall Term: total credit students at the end of fall term – students who graduated before spring term)

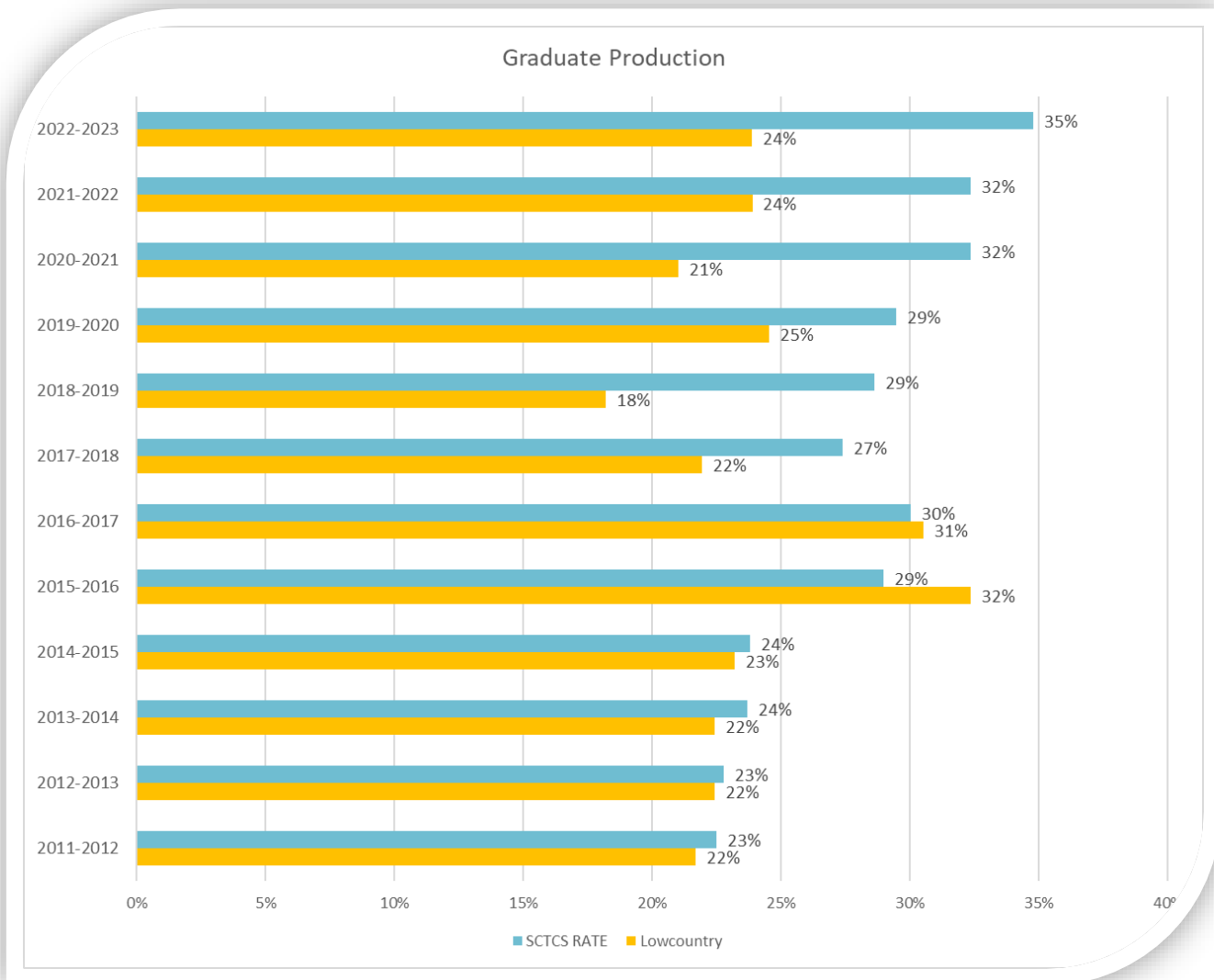
Target Level of Achievement: 71% overall fall-to-spring persistence rate from the NCCBP Report.



4. The Student Success Rate is a cohort based measure of graduation, transfer to another postsecondary institution in South Carolina, or continuing enrollment after three years of first-time enrollment. The cohort includes all first-time freshman enrolling in degree, diploma, or certificate programs in a given fall semester. The following formula is used to calculate the Student Success Rate:

$$\frac{\text{Fall Semester First-Time Freshman (150\% completers+150\% transfers + still enrolled at the College)}}{\text{Fall Semester First-Time Freshman}}$$

Target Level of Achievement: 44.5% [This is determined from this formula -- 90% of the SC CHE Success Rate criteria.]



5. The Graduate Production Rate is a measure that reflects the colleges' fulfillment of their workforce development mission. This rate will include all awards for degrees, diplomas and certificates and removes time bound and demographic restrictions. This will measure unduplicated headcount graduates and express this as a percentage or rate. The formula for calculating the Graduate Production Rate is:

$$\frac{\text{Unduplicated Graduate Headcount}}{\text{Fall Term Unadjusted FTE}}$$

Target Level of Achievement: ≥ 20%.