

**TECHNICAL COLLEGE OF THE LOWCOUNTRY**

**Financial Statements**

**For the Year Ended June 30, 2023**

**TECHNICAL COLLEGE OF THE LOWCOUNTRY  
921 RIBAUT ROAD, POST OFFICE BOX 1288  
BEAUFORT, SOUTH CAROLINA 29901**

**Audit Period - July 1, 2022 to June 30, 2023**

**Commission Members**

Randy Dolyniuk, Chairman	Beaufort County
Sheree Darien, Vice Chairman	Jasper County
James Boozer, Secretary/Treasurer	Beaufort County
David M. Smalls	Colleton County
Marjorie Thomas	Hampton County
Heath Duncan	Beaufort County
Dr. Rick Toomey	Beaufort County

**Key Administrative Staff**

Dr. Richard Gough, President  
Allison Canning, Vice President for Student Affairs  
Mary Lee Carns, Vice President for Institutional Advancement  
Nancy Weber, Vice President for Administrative Services  
Laura Dukes, Vice President of Academic Affairs

**Area Served by Commission**

Beaufort County  
Colleton County  
Hampton County  
Jasper County

**Counties Providing Financial Support**

Beaufort County  
Hampton County  
Jasper County

**TECHNICAL COLLEGE OF THE LOWCOUNTRY  
FINANCIAL STATEMENTS  
FOR THE YEAR ENDED JUNE 30, 2023  
TABLE OF CONTENTS**

**FINANCIAL SECTION**

	<b><u>Page</u></b>
Independent Auditor’s Report	1 - 3
Management’s Discussion and Analysis	4 - 12
<b><u>Basic Financial Statements:</u></b>	
Statement of Net Position	13
Statement of Revenues, Expenses, and Changes in Net Position	14
Statement of Cash Flows	15 – 16
Non-Governmental Component Unit Statement of Financial Position	17
Non-Governmental Component Unit Statement of Activities	18
Notes to Financial Statements	19 – 51
<b><u>Required Supplementary Information:</u></b>	
Schedule of Proportionate Share of the SCRS Net Pension Liability	52
Schedule of SCRS Contributions	53
Schedule of Changes in the Total OPEB Liability and Related Ratios	54
Schedule of OPEB Contributions	55

**COMPLIANCE SECTION**

Schedule of Expenditures of Federal Awards	56 - 57
Independent Auditor’s Report on Internal Control over Financial Reporting and on Compliance and Other Matters Based on an Audit of Financial Statements Performed In Accordance with <i>Government Auditing Standards</i>	58 - 59
Independent Auditor’s Report on Compliance for Each Major Program and on Internal Control over Compliance Required by the Uniform Guidance	60 - 62
Schedule of Findings and Questioned Costs	63 – 64
Summary Schedule of Prior Audit Findings	65
Corrective Action Plan	66
Independent Auditor’s Report on Compliance for the State Lottery Tuition Assistance Program and Report on Internal Control over Compliance	67 – 69

## **FINANCIAL SECTION**





Richard D. Crowley, CPA, CVA  
Lisa T. Wechsler, CPA, CFE  
Robert J. Nagy, CPA, CGMA  
Raquel Biascoechea, JD, CPA  
Jordan Graham, CPA

**CERTIFIED PUBLIC ACCOUNTANTS**

Member:  
American Institute of CPAs  
South Carolina Association of CPAs

## INDEPENDENT AUDITOR'S REPORT

To the Board of Commissioners  
Technical College of the Lowcountry  
Beaufort, South Carolina

### **Report on the Audit of the Financial Statements**

#### ***Opinions***

We have audited the accompanying financial statements of the business-type activities, the aggregate discretely presented component units and each major fund of the Technical College of the Lowcountry, as of and for the year ended June 30, 2023, and the related notes to the financial statements, which collectively comprise the Technical College of the Lowcountry's basic financial statements as listed in the table of contents.

In our opinion, the financial statements referred to above present fairly, in all material respects, the respective financial position of the business-type activities, the aggregate discretely presented component units and each major fund of the Technical College of the Lowcountry, as of June 30, 2023, and the respective changes in financial position, and, where applicable, cash flows thereof for the year then ended in accordance with accounting principles generally accepted in the United States of America.

#### ***Basis for Opinions***

We conducted our audit in accordance with auditing standards generally accepted in the United States of America and the standards applicable to financial audits contained in *Government Auditing Standards*, issued by the Comptroller General of the United States. Our responsibilities under those standards are further described in the Auditor's Responsibilities for the Audit of the Financial Statements section of our report. We are required to be independent of the Technical College of the Lowcountry and to meet our other ethical responsibilities, in accordance with the relevant ethical requirements relating to our audit. We believe that the audit evidence we have obtained is sufficient and appropriate to provide a basis for our audit opinions.

#### ***Responsibilities of Management for the Financial Statements***

Management is responsible for the preparation and fair presentation of the financial statements in accordance with accounting principles generally accepted in the United States of America, and for the design, implementation, and maintenance of internal control relevant to the preparation and fair presentation of financial statements that are free from material misstatement, whether due to fraud or error.

In preparing the financial statements, management is required to evaluate whether there are conditions or events, considered in the aggregate, that raise substantial doubt about the Technical College of the Lowcountry's ability to continue as a going concern for twelve months beyond the financial statement date, including any currently known information that may raise substantial doubt shortly thereafter.

PO Box 481  
1411 Queen Street  
Beaufort, SC 29901  
TEL (843) 379-1065 FAX (843) 379-1066

[www.CWACPA.com](http://www.CWACPA.com)

PO Box 80177  
706 Orleans Rd, Suite 102  
Charleston, SC 29416  
TEL (843) 971-0882 FAX (843) 723-0870

### ***Auditor's Responsibilities for the Audit of the Financial Statements***

Our objectives are to obtain reasonable assurance about whether the financial statements as a whole are free from material misstatement, whether due to fraud or error, and to issue an auditor's report that includes our opinions. Reasonable assurance is a high level of assurance but is not absolute assurance and therefore is not a guarantee that an audit conducted in accordance with generally accepted auditing standards and *Government Auditing Standards* will always detect a material misstatement when it exists. The risk of not detecting a material misstatement resulting from fraud is higher than for one resulting from error, as fraud may involve collusion, forgery, intentional omissions, misrepresentations, or the override of internal control. Misstatements are considered material if there is a substantial likelihood that, individually or in the aggregate, they would influence the judgment made by a reasonable user based on the financial statements.

In performing an audit in accordance with generally accepted auditing standards and *Government Auditing Standards*, we:

- Exercise professional judgment and maintain professional skepticism throughout the audit.
- Identify and assess the risks of material misstatement of the financial statements, whether due to fraud or error, and design and perform audit procedures responsive to those risks. Such procedures include examining, on a test basis, evidence regarding the amounts and disclosures in the financial statements.
- Obtain an understanding of internal control relevant to the audit in order to design audit procedures that are appropriate in the circumstances, but not for the purpose of expressing an opinion on the effectiveness of the Technical College of the Lowcountry's internal control. Accordingly, no such opinion is expressed.
- Evaluate the appropriateness of accounting policies used and the reasonableness of significant accounting estimates made by management, as well as evaluate the overall presentation of the financial statements.
- Conclude whether, in our judgment, there are conditions or events, considered in the aggregate, that raise substantial doubt about the Technical College of the Lowcountry's ability to continue as a going concern for a reasonable period of time.

We are required to communicate with those charged with governance regarding, among other matters, the planned scope and timing of the audit, significant audit findings, and certain internal control-related matters that we identified during the audit.

### ***Required Supplementary Information***

Accounting principles generally accepted in the United States of America require that the management's discussion and analysis, historical pension information, and historical other post-employment benefit information on pages 4-12 and 52-55 be presented to supplement the basic financial statements. Such information is the responsibility of management and, although not a part of the basic financial statements, is required by the Governmental Accounting Standards Board who considers it to be an essential part of financial reporting for placing the basic financial statements in an appropriate operational, economic, or historical context. We have applied certain limited procedures to the required supplementary information in accordance with auditing standards generally accepted in the United States of America, which consisted of inquiries of management about the methods of preparing the information and comparing the information for consistency with management's responses to our inquiries, the basic financial statements, and other knowledge we obtained during our audit of the basic financial statements. We do not express an opinion or provide any assurance on the information because the limited procedures do not provide us with sufficient evidence to express an opinion or provide any assurance.

### **Supplementary Information**

Our audit was conducted for the purpose of forming opinions on the financial statements that collectively comprise the Technical College of the Lowcountry's basic financial statements. The accompanying combining and individual nonmajor fund financial statements and schedule of expenditures of federal awards, as required by Title 2 U.S. *Code of Federal Regulations* Part 200, *Uniform Administrative Requirements, Cost Principles, and Audit Requirements for Federal Awards*, are presented for purposes of additional analysis and are not a required part of the basic financial statements. Such information is the responsibility of management and was derived from and relates directly to the underlying accounting and other records used to prepare the basic financial statements. The information has been subjected to the auditing procedures applied in the audit of the basic financial statements and certain additional procedures, including comparing and reconciling such information directly to the underlying accounting and other records used to prepare the basic financial statements or to the basic financial statements themselves, and other additional procedures in accordance with auditing standards generally accepted in the United States of America. In our opinion, the combining and individual nonmajor fund financial statements and the schedule of expenditures of federal awards are fairly stated, in all material respects, in relation to the basic financial statements as a whole.

### **Other Information**

Management is responsible for the other information included in the annual report. The other information comprises the introductory and statistical sections but does not include the basic financial statements and our auditor's report thereon. Our opinions on the basic financial statements do not cover the other information, and we do not express an opinion or any form of assurance thereon.

In connection with our audit of the basic financial statements, our responsibility is to read the other information and consider whether a material inconsistency exists between the other information and the basic financial statements, or the other information otherwise appears to be materially misstated. If, based on the work performed, we conclude that an uncorrected material misstatement of the other information exists, we are required to describe it in our report.

### **Other Reporting Required by Government Auditing Standards**

In accordance with *Government Auditing Standards*, we have also issued our report dated September 29, 2023, on our consideration of the Technical College of the Lowcountry's internal control over financial reporting and on our tests of its compliance with certain provisions of laws, regulations, contracts, and grant agreements and other matters. The purpose of that report is solely to describe the scope of our testing of internal control over financial reporting and compliance and the results of that testing, and not to provide an opinion on the effectiveness of the Technical College of the Lowcountry's internal control over financial reporting or on compliance. That report is an integral part of an audit performed in accordance with *Government Auditing Standards* in considering Technical College of the Lowcountry's internal control over financial reporting and compliance.

### **Report on State Lottery Tuition Assistance Program**

We have also issued our report dated September 29, 2023, on our consideration of the Technical College of the Lowcountry's administration of the State Lottery Tuition Program and on our tests of its compliance with certain provisions of State Law and Policy 3-2-307 and Procedure 3-2-307.1 of the State Board for Technical and Comprehensive Education.



Crowley Wechsler & Associates LLC  
Beaufort, South Carolina  
September 29, 2023



## MANAGEMENT DISCUSSION AND ANALYSIS

The management of Technical College of the Lowcountry offer readers of the College's financial statements a narrative overview and analysis of its financial activities for the fiscal years ended June 30, 2023 and June 30, 2022. This discussion and analysis should be read in conjunction with the consolidated financial statements and its footnotes following this section.

This information is designed to focus on current activities, resulting change and current known facts. This discussion does not include the discretely presented component unit of the Technical College of the Lowcountry Foundation.

### **Overview of the Financial Statements**

The financial statements for the Technical College of the Lowcountry (the College) have been prepared in accordance with the Governmental Accounting Standards Board (GASB Codification Sections 2100-2900, Financial Reporting, and Co5, Colleges and Universities). The financial statements presented focus on the financial condition, results of operations, and cash flows of the College.

The College is engaged only in Business-Type activities (BTA) that are financed in part by fees charged to students for educational services. Accordingly, College financial activities are reported using three financial statements required for proprietary funds: the Statement of Net Position; the Statement of Revenues, Expenses, and Changes in Net Position; and the Statement of Cash Flows.

### **Statement of Net Position**

The Statement of Net Position presents the financial position of the College at the end of the fiscal year and requires classification of assets and liabilities into current and non-current categories. The College's net position is the difference between total assets and deferred outflows and the total liabilities and deferred inflows, and is one indicator of the overall financial condition of the College. Readers of the Statement of Net Position can use this information to determine the assets available to continue operations of the College as well as how much the College owes vendors, investors and lending institutions.

This statement is designed to present a snapshot of the College's financial condition at the end of the fiscal year. It should be noted that effective for the fiscal year ending June 30, 2018, the College adopted GASB Statement No. 75, *Accounting and Financial Reporting for Postemployment Benefits Other Than Pensions*. The College will now report its proportionate share of the State of South Carolina's net OPEB liability. Changes in net OPEB liability not included in pension expense are reported as deferred outflows of resources or deferred inflows of resources. Employer contributions subsequent to the measurement date of the net pension liability are reported as deferred outflows of resources. Effective for the fiscal year ending June 30, 2022, the College adopted GASB No. 87, *Leases*. The College will recognize a lease liability and an intangible right-to-use lease asset. In addition, effective for the fiscal year ending June 30, 2023, the College adopted GASB No. 96, *Subscription-Based Information Technology Arrangements*. The College will recognize a subscription liability and an intangible right-to-use subscription asset.

## **Statement of Revenues, Expenses, and Changes in Net Position**

The Statement of Revenues, Expenses, and Changes in Net Position presents revenues earned and expenses incurred during the year. Revenues and expenses are classified as either operating or non-operating. Expenses are reported by natural classification. This statement reflects the College's dependence on state aid and gifts. Due to GASB requirement for state appropriations and gifts to be classified as non-operating revenues, the result is an operating deficit. The utilization of long-lived assets, referred to as Capital Assets, is reflected in the financial statements as depreciation, which amortizes the cost of an asset over its expected useful life.

The purpose of the statement is to present the revenues received by the College, both operating and non-operating, and the expenses paid, operating and non-operating, and any other revenues, expenses, gains and losses incurred by the College.

## **Statement of Cash Flows**

The final statement presented is the Statement of Cash Flows, which presents detailed information about the cash activities of the College during the year. This statement further emphasizes the College's dependence on state and county appropriations with the separation of cash flows between operating and non-operating.

The statement is divided into five parts. Operating Activities provide the net cash provided by and used for the operating activities of the College. Non-capital Financing Activities represents the cash received and spent for non-operating, non-investing and non-capital financing purposes. Capital and Related Financing Activities shows the cash used for the acquisition and construction of capital and related items. Investing Activities identifies the purchases, proceeds and interest received from investing activities. Finally, the Reconciliation provides a reconciliation of the net cash provided by and used for the operating income (loss) reflected on the Statement of Revenues, Expenses and Changes in Net Position.

## **Financial Highlights**

- The College's net position improved this year due to the cost containment and the infusion of Higher Education Emergency Relief Funds (HEERF) to the College. This resulted in the net position of \$7.1 million. The net position in the prior fiscal year was \$3.8 million.
- CARES Act, which establishes and funds the Higher Education Emergency Relief Fund (HEERF), directs institutions of higher education ("institutions") to use no less than 50 percent of funds received under Sections 18004(a)(1) and 18004(c) of the CARES Act to provide emergency financial aid grants to students for expenses related to the disruption of campus operations due to coronavirus. Other institutional uses include:
  - Infrastructure and software needed to transition to online teaching.
  - Training costs associated with preparing the faculty for distance teaching.
  - Administrative costs, if they're directly associated with the pandemic.
- The assets and deferred outflows of the Technical College of the Lowcountry exceeded total liabilities and deferred inflows at June 30, 2023 by \$7.1 million.
- The College's total liabilities remained consistent as compared to the prior year.

- The College experienced a net operating loss of \$18.5 million as reported in the Statement of Revenues, Expenses, and Changes in Net Position. The operating loss was offset by non-operating revenues from federal grants as well as state and local appropriations of \$16.6 million, and Capital funding of \$5.2 million.
- Operating revenues increased by 18.4% or \$1.9 million for the year due to increases in other operating revenues and student tuition and fees. The College sold four rental properties in fiscal year 2023 which will reflect a one-time increase in other operating revenues.

### **Financial Analysis of the College as a Whole**

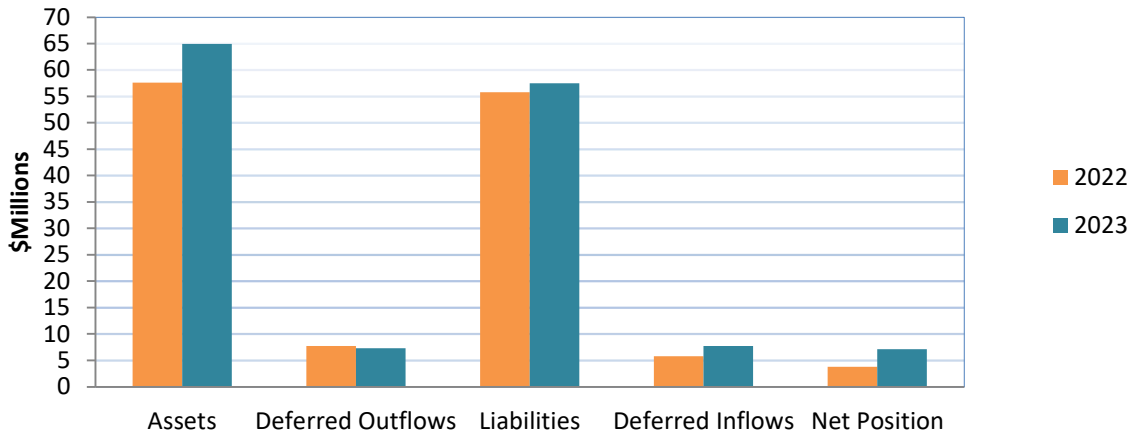
The schedule that follows is a condensed version of the College's assets, deferred outflows of resources, liabilities, deferred inflows of resources, and net assets and is prepared from the Statement of Net Position.

#### **Net Position as of June 30, 2023 With Comparative Totals for 2022 (In millions)**

	2023	2022	% Change
Current Assets	\$ 33.0	\$ 28.8	14.6%
Non-current Assets	31.9	28.8	10.8%
Total Assets	64.9	57.6	12.7%
 Deferred Outflows of Resources	 7.3	 7.7	 -5.2%
Current Liabilities	17.7	13.0	36.2%
Non-current Liabilities	39.8	42.8	-7.0%
Total Liabilities	57.5	55.8	3.0%
 Deferred Inflows of Resources	 7.7	 5.8	 32.8%
 Net Position			
Investment in Capital Assets	25.4	21.9	16.0%
Unrestricted (Deficit)	(18.3)	(18.1)	1.1%
Total Net Position	\$ 7.1	\$ 3.8	86.8%

Net position may serve over time as a useful indicator of an entity's financial position. The College's net assets and deferred outflows surpassed its liabilities and deferred inflows by \$7.1 million at the close of the most recent fiscal year and reflects a significant positive increase. This is due mainly to the increase in investment in Capital Assets.

### Assets, Liabilities and Deferred Outflows/Inflows by Year



**Summary of Revenues, Expenses, and Changes in Net Position  
for Fiscal Year Ended June 30, 2023  
with Comparative Totals for June 30, 2022  
(In millions)**

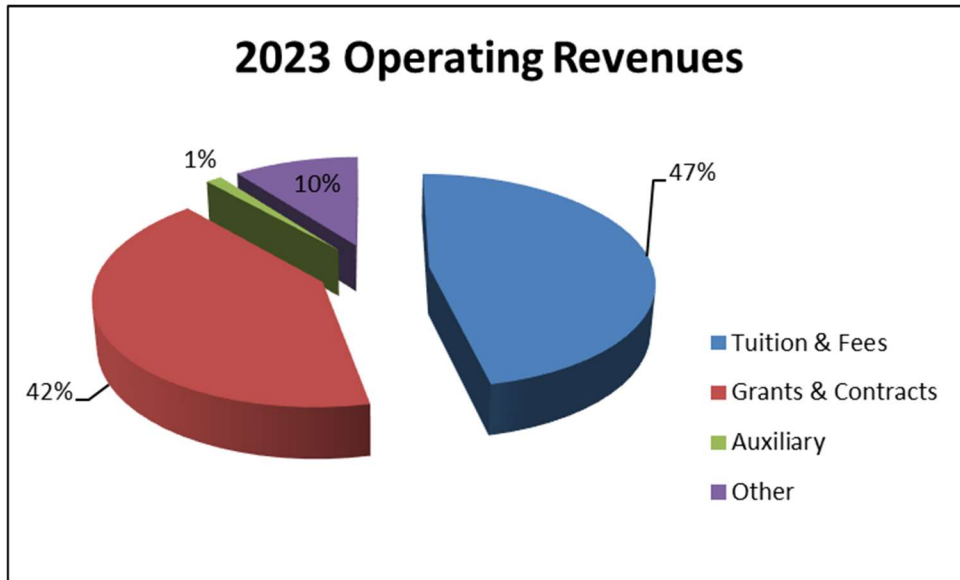
The schedule that follows is a summary of the College's operating results for the fiscal year.

A large portion of the revenue included in the Grants and Contracts category represents student financial assistance, which is used to pay tuition and fees for students to attend the College. An approximation of tuition and fees paid from this source of funds has been recognized as a reduction of tuition and fees in the form of scholarships allowances in order to eliminate duplication of revenue.

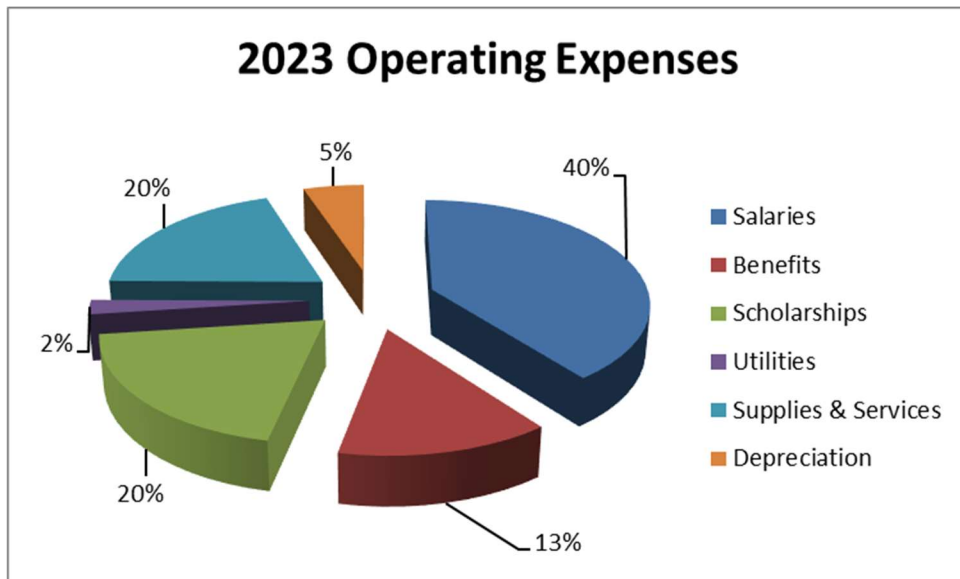
	<u>2023</u>	<u>2022</u>	<u>% Change</u>
Operating Revenue			
Tuition and Fees	\$ 5.6	\$ 5.1	9.8%
Grants and Contracts	5.1	4.6	10.9%
Auxiliary	0.2	0.2	0.0%
Other	1.3	0.4	225.0%
Total Operating Revenue	<u>12.2</u>	<u>10.3</u>	<u>18.4%</u>
Less Operating Expenses	<u>30.7</u>	<u>25.8</u>	<u>19.0%</u>
Net Operating Loss	<u>(18.5)</u>	<u>(15.5)</u>	<u>-19.4%</u>
Non-Operating Revenue			
Federal Grants and Contracts	7.4	8.8	-15.9%
State Appropriations	6.8	5.4	25.9%
Local Appropriations	2.6	2.5	4.0%
Interest Income/(Expense)	<u>(0.2)</u>	<u>(0.3)</u>	<u>33.3%</u>
Total Non-operating Revenue	<u>16.6</u>	<u>16.4</u>	<u>1.2%</u>
Income (Loss) before Other Revenues, Expenses, Gains (Losses)	(1.9)	0.9	-311.1%
Other Revenues, Expenses, Gains or (Losses)			
Capital Gifts, Grants and Contracts	<u>5.2</u>	<u>5.0</u>	<u>4.0%</u>
Change in Net Position	3.3	5.9	-44.1%
Net Position, Beginning of Year	<u>3.8</u>	<u>(2.1)</u>	<u>281.0%</u>
Net Position, End of Year	<u>\$ 7.1</u>	<u>\$ 3.8</u>	<u>-86.8%</u>
Total Revenues	<u>\$ 34.0</u>	<u>\$ 31.7</u>	<u>7.3%</u>



Graphical representations of the of the College’s revenue and expense data for the year ended June 30, 2023 are included below.



Personnel costs of \$16.3 million accounted for 53% of the College’s operating expenses and reflect a 17% increase from the prior year. Supplies and other services and scholarships make up the second largest classification, accounting for 20% of operating expenses each. Operating expenses in total increased approximately 5% from last year’s values. Note 17 in the accompanying notes to the financial statements reports operating expenses by functional classification.



The Statement of Cash Flows identifies the sources and uses of cash by the major categories: operating, non-capital financing, capital financing and investing activities.

The statement that follows represents a condensed version of Statement of Cash Flows.

**Statement of Cash Flows**  
**For the Years Ended June 30, 2023 and June 30, 2022**  
(In millions)

	<u>2023</u>	<u>2022</u>	<u>% Change</u>
Net Cash Provided (Used) by Operating Activities	\$ (14.6)	\$ (12.6)	-15.9%
Net Cash Provided by Non-Capital Financing Activities	19.0	18.0	5.6%
Net Cash Provided (Used) by Capital and Related Activities	(4.1)	(1.3)	-215.4%
Net Cash Provided (Used) by Investing Activities	0.0	0.0	25.0%
Net Increase (Decrease) in Cash and Cash Equivalents	0.3	4.1	-92.0%
Cash and Cash Equivalents- Beginning of the Year	19.3	15.2	27.0%
Cash and Cash Equivalents- End of the Year	<u>\$ 19.6</u>	<u>\$ 19.3</u>	<u>1.5%</u>

Cash used for Operating Activities increased by \$2 million. Cash provided from non-capital financing activities in the amount of \$19.0 million, consisting primarily of federal grants and state and local appropriations, was used to fund operating activities. The College completed the fiscal year with a cash and cash equivalent balance of \$19.6 million.

**Capital Asset and Debt Administration**

The capital assets net of depreciation increased by \$3 million for the year. This increase reflects the difference between depreciation charges to existing capital assets and investment in new capital in the fiscal year. Construction in Progress increased by \$3.4 million this year as the College has several capital projects under way on campus that are expected to be completed in fiscal year 2024.

The capital assets are summarized in the table that follows:

**Capital Assets, Net**  
**June 30, 2023 with Comparative Totals for June 30, 2022**  
(In millions)

	<u>2023</u>	<u>2022</u>	<u>% Change</u>
Capital Assets			
Construction in Progress	\$ 3.8	\$ 0.4	850.0%
Land and Improvements	9.0	8.4	7.1%
Buildings and Improvements	36.7	37.4	-1.9%
Machinery & Equipment	3.6	3.3	9.1%
Other Assets	1.2	0.6	100.0%
Total Capital Assets	54.3	50.1	8.4%
Less Accumulated Depreciation / Amortization	(22.5)	(21.3)	-5.6%
Net Capital Assets	<u>\$ 31.8</u>	<u>\$ 28.8</u>	<u>10.4%</u>

## **Economic Factors**

The economic outlook of the College is positive as we continue to recover from the COVID-19 pandemic. The College experienced a significant increase in enrollment in fall 2022 (7.5% HC and 7.3% FTE) and spring 2023 (9.8% HC and 13% FTE). To date, fall 2023 is trending at 6.5% ahead in headcount from fall 2022. This has put the college ahead of 2019, prior to the pandemic. The College's enrollment is trending above the SC Technical College average. The College remains conservative but optimistic in its estimates of future growth and will continue to maintain a solid reserve in order to weather future fluctuations in enrollment demand.

Technical College of the Lowcountry continues to be a strong choice for educating the citizenry of our service area of Beaufort, Jasper, Hampton and Colleton counties. Demand for TCL programs remains strong as we continue to add programs each year. The College added the Culinary Arts program and completed the construction of a 29,000 sq. ft. Culinary Institute to serve the growing culinary workforce in our area. The Culinary Institute of the South opened in Spring 2022. The College added new Dual Enrollment programs across our service areas continue to grow as we work to provide programs to our high schools in our service areas. For fall 2023, the College's dual enrollment hit an all-time high of 635 students, a 35% increase from fall 2022 (471 students).

In 2019, The College received the highly competitive US Department of Education Title III Strengthening Institutions Grant. October 2024 marks the last year of the grant. The grant focused on enrollment, retention, and completion. The goals and objectives of the grant have positioned the college well to maintain stability while also enhancing the curriculum and instruction, increasing persistence and retention through expanded student support, and increasing the graduation rate of our students. Enhanced student services technology and the creation of a one-stop student hub that serves students from initial engagement until completion, has allowed students to progress in a barrier-free, success-based environment.

Technical College of the Lowcountry students who are SC residents are eligible for tuition assistance from the SC Education Lottery and SC WINS. The Governor provided additional funding in FY23 for scholarships to students to allow for zero tuition for high school graduates to attend one of the State's sixteen technical Colleges. The College supplemented the State's funding with institutional funds to ensure all eligible students will be able to attend the College tuition-free through Fall 2022.

The economic outlook for the State of South Carolina remains positive. Appropriations from the State to the College for operations increased by 12 percent in fiscal year 2024. State funding for college operations is expected to remain stable. The state mandated a 5% salary increase for those full-time employees making above \$50,000 or a \$2,500 salary increase for full-time employees below \$50,000.

While the College makes every effort to keep tuition costs to a minimum, state appropriations comprise a lower percentage of the College's operating budget than they have been in the past, making the College more dependent on tuition revenues from students and the financial aid they are eligible to receive. As a result, Federal and State financial aid programs are an increasingly important factor in the financial well-being of the College.

As we look to the future, the College continues to plan for growth by servicing the area's primary industries with workforce development. The State Legislature allocated \$10M in FY24 toward a TCL Workforce Center planned for the New River Campus. Beaufort Mather Campus renovations are in the process for additional health science space and should be completed at the end of the fiscal year.

Despite challenges, the College remains in a solid financial position. Enrollment, associated tuition revenue, and a comprehensive budgeting process continues to be the focus of management's efforts to provide future stability. Management expects that further increases to base tuition rates may be necessary to maintain sufficient operating revenues.

We continue to be mindful stewards of the fiduciary trust given to us, with appreciation for all employees who work hard for the benefit of student success.



---

President



---

Vice-President for Administrative Services

## **BASIC FINANCIAL STATEMENT**

**TECHNICAL COLLEGE OF THE LOWCOUNTRY**

**Statement of Net Position**

**June 30, 2023**

**ASSETS**

**Current Assets**

Cash and Cash Equivalents	\$ 19,604,105
Accounts Receivable, net	13,307,519
Prepaid Expenses	118,060
<b>Total Current Assets</b>	33,029,684

**Restricted Assets**

Cash and Cash Equivalents	6,873
---------------------------	-------

**Noncurrent Assets**

Capital Assets, not subject to depreciation	7,841,254
Capital Assets, net of accumulated depreciation	23,647,108
Leased Assets, net of accumulated amortization	74,330
Subscription Assets, net of accumulated amortization	315,515
<b>Total Noncurrent Assets</b>	31,878,207

<b>Total Assets</b>	64,914,764
---------------------	------------

**DEFERRED OUTFLOWS OF RESOURCES**

Deferred Outflows of Pension	2,487,984
Deferred Outflows of OPEB	4,860,837

<b>Total Deferred Outflows of Resources</b>	7,348,821
---	-----------

<b>Total Assets and Deferred Outflows of Resources</b>	\$ 72,263,585
--	---------------

**LIABILITIES**

**Current Liabilities**

Accounts Payable and Accrued Liabilities	\$ 1,565,885
Accrued Payroll and Related Liabilities	569,254
Current Portion of Long-Term Liabilities	1,241,250
Unearned Revenues	14,306,576
<b>Total Current Liabilities</b>	17,682,965

**Liabilities Payable from Restricted Assets**

Funds Held for Others	7,898
-----------------------	-------

**Noncurrent Liabilities**

Obligations under Note Payable	5,291,261
Obligations under Lease Payable	53,276
Obligations under Subscriptions Payable	130,475
Compensated Absences Payable	1,251,547
Other Post Employment Benefit Obligation	14,826,069
Net Pension Obligation	18,214,616
<b>Total Noncurrent Liabilities</b>	39,767,244

<b>Total Liabilities</b>	57,458,107
--------------------------	------------

**DEFERRED INFLOWS OF RESOURCES**

Deferred Inflows for Pension	681,544
Deferred Inflows for OPEB	7,025,196
<b>Total Deferred Inflows of Resources</b>	7,706,740

**NET POSITION**

<b>Net Investment in Capital Assets</b>	25,400,213
---	------------

<b>Unrestricted</b>	(18,301,475)
---------------------	--------------

<b>Total Net Position</b>	7,098,738
---------------------------	-----------

<b>Total Liabilities, Deferred Inflows of Resources and Net Position</b>	\$ 72,263,585
--	---------------

See accompanying notes to financial statements.

**TECHNICAL COLLEGE OF THE LOWCOUNTRY**  
**Statement of Revenues, Expenses and Changes in Net Position**  
**For the Year Ended June 30, 2023**

**REVENUES**

**Operating Revenues**

Student Tuition and Fees, net of scholarship allowances of \$4,968,821	\$ 5,404,733
Capital fees, net of scholarship allowances of \$103,734	129,325
Technology fees, net of scholarship allowances of \$103,734	129,325
Federal Grants and Contracts	1,673,672
State Grants and Contracts	3,302,001
Non-governmental Grants and Contracts	88,290
Sales and Services of Educational Programs	79,027
Auxiliary Programs	81,734
Other Operating Revenues	1,261,024
<b>Total Operating Revenues</b>	<u>12,149,131</u>

**EXPENSES**

**Operating Expenses**

Salaries	12,149,969
Benefits	4,160,332
Scholarships	6,046,195
Utilities	683,871
Supplies and other services	6,029,590
Depreciation	1,583,807
<b>Total Operating Expenses</b>	<u>30,653,764</u>

**Operating Loss** (18,504,633)

**Non-operating Revenues (Expenses)**

Federal Grants and Contracts	7,392,395
State Appropriations	6,784,383
County Appropriations	2,627,076
Interest Income	28,725
Interest Expense on Capital Asset Related Debt	(224,146)
<b>Total Non-operating Revenues (Expenses)</b>	<u>16,608,433</u>

**Income (Loss) before Other Revenues, Expenses, Gains (Losses)** (1,896,200)

**Other Revenues, Expenses, Gains or (Losses)**

Local Capital Grants	1,036,274
State Capital Grants	4,167,353
<b>Total Other Revenues, Expenses Gains (Losses)</b>	<u>5,203,627</u>

**INCREASE (DECREASE) IN NET POSITION** 3,307,427

**NET POSITION**

<b>Net Position, beginning of year</b>	<u>3,791,311</u>
<b>Net Position, end of year</b>	<u>\$ 7,098,738</u>

See accompanying notes to financial statements.

**TECHNICAL COLLEGE OF THE LOWCOUNTRY**

**Statement of Cash Flows**

**For the Year Ended June 30, 2023**

**CASH FLOWS FROM OPERATING ACTIVITIES**

Student Tuition and Fees, net of scholarship allowances	\$ 5,213,086
Federal, State and Local Grants and Contracts	5,852,928
Sales and Services of Education Departments	79,027
Auxiliary Enterprise, net of scholarship allowances	81,734
Other	
Revenues from SRENCP	1,261,024
Scholarships	(6,046,195)
Student Loans Received	1,139,249
Student Loans Paid Out	(1,139,249)
Payments to Vendors	(4,887,301)
Payments to Employees	(11,828,608)
Employee Benefits	(4,336,412)
Decrease in Cash Held for Others	1,800
<b>Net Cash Used by Operating Activities</b>	<b>(14,608,917)</b>

**CASH FLOWS FROM NON-CAPITAL FINANCING ACTIVITIES**

State Appropriations	6,375,335
County Appropriations	2,614,576
Federal Grants and Contracts	7,392,395
State Grants and Contracts	2,449,509
Local Grants and Contracts	120,121
<b>Net Cash Provided by Non-Capital Financing Activities</b>	<b>18,951,936</b>

**CASH FLOWS FROM CAPITAL AND RELATED FINANCING ACTIVITIES**

State Capital Grants and Contracts	674,329
Local Capital Grants and Contracts	949,608
Proceeds of Subscriptions Liabilities	582,809
Purchase of Subscription Assets	(496,834)
Purchase of Capital Assets	(4,437,507)
Principal Paid on Capital Debt	(1,178,783)
Interest Paid on Capital Debt	(221,523)
<b>Net Cash Used by Capital and Related Financing Activities</b>	<b>(4,127,901)</b>

**CASH FLOWS FROM INVESTING ACTIVITIES**

Interest Received on Time Deposits	28,725
<b>Net Cash Provided by Investing Activities</b>	<b>28,725</b>

**Net Increase in Cash**

243,843

**Cash - beginning of year**

19,367,135

**Cash - end of year**

**\$ 19,610,978**

**Reconciliation to Statement of Net Position**

Cash and Cash Equivalents	\$ 19,604,105
Restricted Cash and Cash Equivalents	6,873
<b>Total Cash and Cash Equivalents</b>	<b>\$ 19,610,978</b>

**Supplementary Information**

Cash Paid for Income Taxes	None
Cash Paid for Interest Expense	\$ 221,523

See accompanying notes to financial statements.



**TECHNICAL COLLEGE OF THE LOWCOUNTRY**

**Statement of Cash Flows**

**For the Year Ended June 30, 2023**

<b>Reconciliation of Net Operating Income (Loss) to</b>	
<b>Net Cash Used by Operating Activities</b>	
Operating Income (Loss)	\$ (18,504,633)
Adjustments to Reconcile Operating Income (Loss) to Net Cash	
Used by Operating Activities	
Depreciation and Amortization	1,583,807
Allowance for uncollectible accounts	583,486
Disposal of Capital Assets	410,936
Change in Assets and Liabilities	
Increase in Accounts Receivables	(988,383)
Increase in Prepaid Expenses	(86,186)
Increase in Accounts Payable	932,735
Increase in Accrued Liabilities	187,594
Increase in Compensated Absences	312,157
Increase in Net Pension Obligation	2,257,940
Increase in Deferred Outflows of Pension	138,944
Increase in Deferred Inflows of Pension	(2,851,286)
Increase in Other Post Employment Benefit Obligation	(4,896,607)
Increase in Deferred Outflows of OPEB	187,266
Increase in Deferred Inflows of OPEB	4,809,273
Increase in Unearned Revenue	1,312,240
Decrease in Funds held for Others	1,800
Total adjustments	<u>3,895,716</u>
<b>Net Cash Used by Operating Activities</b>	<b><u><u>\$ (14,608,917)</u></u></b>

See accompanying notes to financial statements.

**TECHNICAL COLLEGE OF THE LOWCOUNTRY FOUNDATION, INC.**  
**Non-Governmental Component Unit Statement of Financial Position**  
**June 30, 2023**

	<u>WITHOUT DONOR RESTRICTIONS</u>	<u>WITH DONOR RESTRICTIONS</u>	<u>TOTAL (MEMORANDUM ONLY)</u>
<b>ASSETS</b>			
<b>Current Assets</b>			
Cash and Cash Equivalents	\$ 179,751	\$ 766,113	\$ 945,864
Cash Restricted	1,743,183	-	1,743,183
Interfund Receivables/Payables	4,283	(4,283)	-
Accounts Receivable	-	30,700	30,700
Total Current Assets	<u>1,927,217</u>	<u>792,530</u>	<u>2,719,747</u>
<b>Non-Current Assets</b>			
Investments	192,231	1,610,440	1,802,671
Pledges Recievable	-	134,600	134,600
Lease Receivable	4,111,817	-	4,111,817
Total Non-Current Assets	<u>4,304,048</u>	<u>1,745,040</u>	<u>6,049,088</u>
 Total Assets	<u>\$ 6,231,265</u>	<u>\$ 2,537,570</u>	<u>\$ 8,768,835</u>
<b>LIABILITIES AND NET ASSETS</b>			
<b>Current Liabilities</b>			
Accounts Payable	\$ 14,815	\$ -	\$ 14,815
Current Portion of Long-Term Liabilities	761,000	-	761,000
Total Current Liabilities	<u>775,815</u>	<u>-</u>	<u>775,815</u>
<b>Noncurrent Liabilities</b>			
Bond Payable	5,094,000	-	5,094,000
Total Noncurrent Liabilities	<u>5,094,000</u>	<u>-</u>	<u>5,094,000</u>
Total Liabilities	<u>5,869,815</u>	<u>-</u>	<u>5,869,815</u>
 <b>Net Assets</b>	<u>361,450</u>	<u>2,537,570</u>	<u>2,899,020</u>
 Total Liabilities and Net Assets	<u>\$ 6,231,265</u>	<u>\$ 2,537,570</u>	<u>\$ 8,768,835</u>

See accompanying notes to the financial statements.

**TECHNICAL COLLEGE OF THE LOWCOUNTRY FOUNDATION, INC.**  
**Non-Governmental Component Unit Statement of Activities**  
**For the year ended June 30, 2023**

	<u>WITHOUT DONOR RESTRICTIONS</u>	<u>WITH DONOR RESTRICTIONS</u>	<u>TOTAL (MEMORANDUM ONLY)</u>
<b>REVENUES AND SUPPORT</b>			
Donations	\$ 61,452	\$ 386,189	\$ 447,641
In-kind Contributions	357,430	-	357,430
Investment Income	(12,217)	170,958	158,741
Special Event	30,850	81,695	112,545
Less Direct Costs of Fundraising	(26,968)	-	(26,968)
Net Assets Released from Restrictions	223,069	(223,069)	-
Total Revenues and Support	633,616	415,773	1,049,389
<b>FUNCTIONAL EXPENSES</b>			
Scholarships	198,520	-	198,520
Assistance to Technical College	184,737	-	184,737
General and Administrative	104,281	-	104,281
Fundraising	156,230	-	156,230
Total Functional Expenses	643,768	-	643,768
Increase (Decrease) in Net Assets	(10,152)	415,773	405,621
Net Assets, Beginning of Year	371,602	2,121,797	2,493,399
Net Assets, End of Year	\$ 361,450	\$ 2,537,570	\$ 2,899,020

See accompanying notes to the financial statements.

# TECHNICAL COLLEGE OF THE LOWCOUNTRY

Notes to Financial Statements  
June 30, 2023

## **NOTE 1 SUMMARY OF SIGNIFICANT ACCOUNTING POLICIES**

**Nature of Operations:** Technical College of the Lowcountry (the “College”), a member institution of the South Carolina Technical College System, provides a range of educational programs to meet the needs of the adult population of Beaufort, Jasper, Hampton, and Colleton counties. Included in this range of programs are technical and occupational associate degree, diploma and certificate curricula that are consistent with the needs of employers in the College’s service area. As an integral part of this mission, the College provides a program of continuing education designed to satisfy the occupational demands of employers through retraining and upgrading the skills of individual employees. The College also provides a variety of developmental education programs, support services and offerings to assist students in meeting their personal and professional educational objectives.

**Reporting Entity:** The financial reporting entity, as defined by the Governmental Accounting Standards Board (GASB), *Defining the Financial Reporting Entity*, consists of the primary government, organizations for which the primary government is financially accountable and other organizations for which the nature and significance of their relationship with the primary government are such that exclusion could cause the financial statements to be misleading or incomplete. GASB, *Reporting Entity and Component Unit Presentation and Disclosure*, provides criteria for determining whether certain organizations should be reported as component units based on the nature and significance of their relationship with a primary government and classifies reporting requirements for those organizations. Accordingly, the financial statements include the College and another related entity as a discretely presented component unit.

As a member institution of the South Carolina Technical College System, the College is a component unit of the State of South Carolina (the “State”) and its financial statements are included in the State’s comprehensive annual financial report as a discretely presented component unit. The College has determined that the Technical College of the Lowcountry Foundation (the “Foundation”) is a component unit. Therefore, the accompanying financial statements presents the College, as the primary government with its component unit. The Foundation, due to the nature and significance of its relationship with the State, is not a component unit of the State. The College’s discretely presented component unit is discussed in Note 18.

**Financial Statements:** The financial statement presentation for the College meets the requirements of GASB Codification. The financial statement presentation provides a comprehensive, entity-wide perspective of the College’s assets, liabilities, net position, revenues, expenses, changes in net position, and cash flows.

**Basis of Accounting:** For financial reporting purposes, the College is considered a special purpose government engaged only in business-type activities. Accordingly, the College’s financial statements have been presented using the economic resources measurement focus and the accrual basis of accounting. Under the accrual basis, revenues are recognized when earned, and expenses are recorded when an obligation has been incurred. Student tuition and auxiliary enterprise fees are presented net of scholarships and fellowships applied to student accounts, while stipends and other payments made directly are presented as scholarship expenses. All significant intra-institutional transactions have been eliminated.

The College has elected not to apply Financial Accounting Standards Board (FASB) pronouncements issued after November 30, 1989.

# TECHNICAL COLLEGE OF THE LOWCOUNTRY

Notes to Financial Statements  
June 30, 2023

## **NOTE 1 SUMMARY OF SIGNIFICANT ACCOUNTING POLICIES (Continued)**

**Cash and Cash Equivalents:** For purposes of the statement of cash flows, the College considers all highly liquid investments with an original maturity of three months or less to be cash equivalents. Funds invested through the State of South Carolina State Treasurer's Office and Certificates of Deposit are considered cash equivalents.

**Accounts Receivable:** Accounts receivable consists of tuition and fee charges to students, gift pledges and auxiliary enterprise services provided to students, faculty and staff. Accounts receivable also include amounts due from the federal government, state and local governments, or private sources in connection with reimbursement of allowable expenditures made pursuant to the College's grants and contracts. Accounts receivable are recorded net of estimated uncollectible amounts.

**Capital Assets:** Capital assets are recorded at cost at the date of acquisition or fair market value at the date of donation in the case of gifts. The College follows capitalization guidelines established by the State of South Carolina. All land is capitalized, regardless of cost. Qualifying improvements that rest in or on the land itself are recorded as depreciable land improvements. Major additions and renovations and other improvements that add to the usable space, prepare existing buildings for new uses, or extend the useful life of an existing building are capitalized. The College capitalizes movable personal property with a unit value in excess of \$5,000 and a useful life in excess of two years and depreciable land improvements, buildings and improvements, and intangible assets costing in excess of \$100,000. Routine repairs and maintenance and library materials, except individual items costing in excess of \$5,000, are charged to operating expenses in the year in which the expense was incurred.

Depreciation is computed using the straight-line method over the estimated useful lives of the assets, generally 15 to 50 years for buildings and improvements and land improvements and 2 to 25 years for machinery, equipment, and vehicles.

**Leases:** The College is a lessee for noncancellable leases. The College recognizes a lease liability and a right-to-use lease asset in the government-wide and the proprietary fund financial statements. The College recognizes lease liabilities with an initial, individual value of \$5,000 or more. At the commencement of the lease, the College initially measures the lease liability at the present value of payments expected to be made during the lease term. Subsequently, the lease liability is reduced by the principal portion of lease payments made. The lease asset is initially measured as the initial amount of the lease liability, adjusted for lease payments made at or before the lease commencement date, plus certain initial direct costs. Subsequently the lease asset is amortized on a straight-line basis over its useful life.

Key estimates and judgements related to leases include the discount rate, the lease terms and the lease payments. For the discount rate, the College uses the interest rate charged by the lessor. If an interest rate is not provided by the lessor, the College will use its estimated incremental borrowing rate as the discount rate. Lease terms include the noncancellable period of the lease. Lease payments included in the measurement of the lease liability are composed of fixed payments and purchase option price that the College is reasonably certain to exercise.

# TECHNICAL COLLEGE OF THE LOWCOUNTRY

## Notes to Financial Statements

June 30, 2023

### **NOTE 1 SUMMARY OF SIGNIFICANT ACCOUNTING POLICIES (Continued)**

The College monitors changes in circumstances that would require a remeasurement of its leases and will remeasure the lease assets and liabilities if certain changes occur that significantly affect the amount of the lease liabilities.

Lease assets are reported with other capital assets and lease liabilities are reported with long-term debt on the statement of net position.

**Subscriptions:** The College has entered into various software agreements known as Subscription-Based Information Technology Arrangements (SBITAs). The College recognizes a subscription liability and an intangible subscription asset in the government-wide and the proprietary fund financial statements. The College recognizes subscription liabilities with an initial, individual value of \$5,000 or more. At the commencement of the agreement, the College initially measures the subscription liability at the present value of payments expected to be made during the agreement term. Subsequently, the subscription liability is reduced by the principal portion of subscription payments made. The subscription asset is initially measured as the initial amount of the subscription liability, adjusted for subscription payments made at or before the lease commencement date, plus certain initial direct costs. Subsequently the subscription asset is amortized on a straight-line basis over its useful life.

Key estimates and judgements related to subscriptions include the discount rate, the agreement terms and the agreement payments. For the discount rate, the College uses the interest rate charged by the software vendor. If an interest rate is not provided by the software vendor, the College will use its estimated incremental borrowing rate as the discount rate. Agreement terms include the noncancellable period of the agreement. Agreement payments included in the measurement of the subscription liability are composed of fixed payments and purchase option price that the College is reasonably certain to exercise.

The College monitors changes in circumstances that would require a remeasurement of its agreements and will remeasure the subscription assets and liabilities if certain changes occur that significantly affect the amount of the subscription liabilities.

Subscription assets are reported with other capital assets and subscription liabilities are reported with long-term debt on the statement of net position.

**Unearned Revenues and Deposits:** Unearned revenues include amounts received for tuition and fees and certain auxiliary activities prior to the end of the fiscal year but related to the subsequent accounting period. Unearned revenues also include amounts received from grant and contract sponsors that have not yet been earned.

Deposits represent student fee deposits and other miscellaneous deposits. Student deposits are recognized as revenue during the semester for which the fee is applicable and earned.

**Compensated Absences:** Employee vacation pay expense is accrued at year-end for financial statement purposes. The liability and expense incurred are recorded at year-end as a component of long-term liabilities in the statement of net position and as a component of benefit expenses in the statement of revenues, expenses, and changes in net position.

# TECHNICAL COLLEGE OF THE LOWCOUNTRY

Notes to Financial Statements  
June 30, 2023

## **NOTE 1 SUMMARY OF SIGNIFICANT ACCOUNTING POLICIES (Continued)**

**Net Position:** The College's net position is displayed in three components: net investment in capital assets, restricted (with expendable and nonexpendable components separately displayed), and unrestricted.

***Net Investment in capital assets:*** This component consists of the College's capital assets, net of accumulated depreciation, and reduced by outstanding debt obligations related to those capital assets. To the extent debt has been incurred but not yet expended for capital assets, such amounts are not included as a component of net investment in capital assets. Deferred outflows of resources and deferred inflows of resources, if any, attributable to the acquisition, construction, or improvement of those assets or related debt are also included.

Effective July 1, 2006, the College adopted the provisions of GASB 46, ***Net Assets Restricted by Enabling Legislation***, which was promulgated by the Government Accounting Standards Board for fiscal years beginning after June 15, 2005. GASB 46 requires governments to disclose assets as restricted net assets if the use of the net assets is limited due to the imposition of "enabling legislation", which is defined as a legally enforceable restriction which a party external to the government can compel a government to honor. As of June 30, 2023, the Statement of Net Position includes \$114,000 in capital assets (non-depreciable land) which is restricted by enabling legislation. The land, which was conveyed to the College in 1968, includes a restriction imposed by the grantor requiring the property be used for educational purposes in perpetuity.

***Restricted:*** This component consists of restricted assets reduced by liabilities and deferred inflows of resources related to those assets.

***Restricted – expendable:*** Restricted expendable component includes resources in which the College is legally or contractually obligated to spend resources in accordance with restrictions imposed by external third parties.

***Restricted – nonexpendable:*** The nonexpendable restricted component includes financial resources which are required to be maintained in perpetuity. The College has no nonexpendable restricted resources.

***Unrestricted:*** The unrestricted component is the net amount of the assets, deferred outflows of resources, liabilities, and deferred inflows of resources that are not included in the determination of net investment in capital assets or the restricted component of net position. This includes resources derived from student tuition and fees, appropriations, and sales and services of educational departments and auxiliary enterprises. These resources are used for transactions relating to the educational and general operations of the College, and may be used at the discretion of the governing board to meet current expenses for any purpose. The resources also include auxiliary enterprises which are substantially self-supporting activities that provide services for students, faculty and staff.

The College's policy is to first apply restricted resources when an expense is incurred for purposes for which both restricted and unrestricted resources are available.

# TECHNICAL COLLEGE OF THE LOWCOUNTRY

Notes to Financial Statements  
June 30, 2023

## **NOTE 1 SUMMARY OF SIGNIFICANT ACCOUNTING POLICIES (Continued)**

**Income Taxes:** The College is exempt from income taxes under the Internal Revenue Code.

**Classification of Revenues:** The College has classified its revenues as either operating or non-operating revenues according to the following criteria:

***Operating revenues:*** Operating revenues generally result from exchange transactions to provide goods or services related to the College's principal ongoing operations. These revenues include student tuition and fees received in exchange for providing educational services, and other related services to students, fees received by the College cosmetology department in exchange for providing services, receipts for scholarships where the provider has identified the student recipients, fees received from organizations and individuals in exchange for miscellaneous goods and services provided by the College, and grants and contracts that are essentially the same as contracts for services that finance programs the College would not otherwise undertake.

***Non-operating revenues:*** Non-operating revenues include activities that have the characteristics of non-exchange transactions. These revenues include gifts and contributions, appropriations, investment income, and any grants and contracts that are not classified as operating revenue or restricted by the grantor to be used exclusively for capital purposes.

***Scholarship discounts and allowances:*** Student tuition and fee revenues are reported net of scholarship discounts and allowances in the statement of revenues, expenses and changes in net position. Scholarship allowances are the difference between the stated charge for goods and services provided by the College, and the amount that is paid by students and/or third parties making payments on the students' behalf. Certain grants, such as Pell and other federal, state or non-governmental programs are recorded as either operating or non-operating revenues in the College's financial statements. To the extent that revenues from such programs are used to satisfy tuition and fees and other student charges, the College has recorded a scholarship discount and allowance.

***Sales and Services of Educational and Other Activities:*** Revenues from sales and services of educational and other activities generally consists of amounts received from instructional and public service activities that incidentally create goods and services which may be sold to students, faculty, staff, and the general public. The College receives such revenues primarily from the cosmetology and massage therapy department services.

***Auxiliary Enterprises and Internal Service Activities:*** Auxiliary enterprise revenues primarily represent revenues generated by vending, bookstore and cosmetology services. Revenues on internal service and auxiliary enterprise activities and the related expenditures of college departments have been eliminated.



# TECHNICAL COLLEGE OF THE LOWCOUNTRY

Notes to Financial Statements  
June 30, 2023

## **NOTE 1 SUMMARY OF SIGNIFICANT ACCOUNTING POLICIES (Continued)**

**Classification of Expenses:** The College has classified its expenses as either operating or non-operating expenses according to the following criteria:

***Operating expenses:*** Operating expenses generally result from the purchasing of goods or services related to the College's principal ongoing operations. These expenses include (1) salaries and benefits paid to employees for providing educational services and other related services to students; (2) utilities to maintain the educational buildings; (3) supplies and services for goods and services provided to the College; (4) scholarship expenses for student financial assistance; and (5) depreciation expense for capital items.

***Non-operating expenses:*** Non-operating expenses include activities that have the characteristics of non-exchange transactions. These expenses include interest expense and capital items purchased.

**Concentrations:** During the year ended June 30, 2023, the College received 31.3%, 34.8%, and 9.1% of its total revenues (excluding capital contributions) from Federal, State and County operating grants and appropriations.

**Use of Estimates:** The preparation of financial statements in conformity with accounting principles generally accepted in the United States of America requires management to make estimates and assumptions that affect the reported amounts of assets and liabilities and disclosures of contingent assets and liabilities at the date of the financial statements and the reported amounts of revenues and expenses during the reported period. Actual results could differ from those estimates.

## **NOTE 2 CASH AND DEPOSITS**

**Deposits:** State Law requires that a bank or savings and loan association receiving State funds must secure the deposits by deposit insurance, surety bonds, collateral securities, or letters of credit to protect the State against any loss.

**Custodial Credit Risk:** Custodial credit risk for deposits is the risk that, in the event of the failure of a depository financial institution, the College will not be able to recover deposits or will not be able to recover collateral securities that are in the possession of an outside party. The Technical College of the Lowcountry does not maintain a deposit policy regarding custodial credit risk. All certificates of deposit, regardless of maturity are reported as deposits for custodial credit risk categorization.

The College's deposits at June 30, 2023 had carrying balances of \$19,610,978 and bank balances of \$19,974,905 due to outstanding checks exceeding deposits in transit. Of these deposits, \$11,708,607 were insured by the Federal Deposit Insurance Corporation, \$8,176,171 was collateralized with securities held by the pledging institutions in the College's name and \$90,127 was uncollateralized.

**Foreign Currency Risk:** The Technical College of the Lowcountry does not maintain deposits that are denominated in a currency other than the United States dollar. Therefore, the College is not exposed to this risk.

**Credit Risk:** Credit Risk is the risk that an insurer or other counterparty to an investment will not fulfill its obligation. The Technical College of the Lowcountry investment policy does not address credit risk.

# TECHNICAL COLLEGE OF THE LOWCOUNTRY

Notes to Financial Statements  
June 30, 2023

## **NOTE 2 CASH AND DEPOSITS (Continued)**

**Concentration of Credit Risk:** Concentration of credit risk is the risk of loss attributed to the magnitude of a government's investment in a single issuer. The Technical College of the Lowcountry investment policy does not address concentration of credit risk.

**Interest Rate Risk:** Interest rate risk is the risk that changes in interest rates of debt investments will adversely affect the fair value of an investment. It occurs because potential purchasers of debt securities will not agree to pay face value for those securities, if interest rates subsequently increase, thereby affording potential purchasers more favorable rates on essentially equivalent securities. The Technical College of the Lowcountry investment policy does not address interest rate risk.

The following schedule reconciles cash and cash equivalents as reported on the Statement of Net Position to footnote disclosure provided for deposits.

Statement of Net Position:

College	
Cash and Cash Equivalents	\$ 19,604,105
Restricted Cash	6,873
Total Cash and Cash equivalents on State of Net Position	<u>\$ 19,610,978</u>

Disclosure, Deposits and Investments Plus Reconciling Items:

College	
Deposits held by financial institutions, carrying value	\$ 19,610,013
Cash on hand	965
Total Disclosure, Deposits and Investments Plus Reconciling Items:	<u>\$ 19,610,978</u>

## **NOTE 3 ACCOUNTS RECEIVABLE**

Accounts receivable as of June 30, 2023, including applicable allowances, are summarized as follows:

Receivables:

Student Accounts	\$ 6,199,600
Other Accounts	2,137,434
Due from Federal and Other Grantors - Operating	1,591,532
Due from Federal and Other Grantors - County Appropriations	6,250
Due from State - Operating Grants	582,348
Due from State - Capital Grants	3,523,396
Gross Receivables	14,040,560
Allowance for Uncollectible Accounts	(733,041)
Receivables, Net	<u>\$ 13,307,519</u>

Allowances for losses for student accounts receivable are established based upon actual losses experienced in prior years and evaluations of the current account portfolio.

# TECHNICAL COLLEGE OF THE LOWCOUNTRY

## Notes to Financial Statements June 30, 2023

### NOTE 4 CAPITAL ASSETS

Capital assets as of June 30, 2023 are summarized as follows:

	<u>Balance</u> <u>6/30/2022</u>	<u>Increases</u>	<u>Decreases</u>	<u>Balance</u> <u>6/30/2023</u>
<b>Capital Assets not being depreciated/amortized:</b>				
Land and improvements	\$ 4,035,312	\$ -	\$ -	\$ 4,035,312
Construction in progress	357,117	4,056,384	(607,559)	3,805,942
Total Capital Assets not being depreciated/amortized	4,392,429	4,056,384	(607,559)	7,841,254
<b>Other Capital Assets:</b>				
Depreciable Land Improvements	4,408,803	607,559	-	5,016,362
Buildings and improvements	37,404,259	-	(689,924)	36,714,335
Machinery and equipment	3,334,591	381,123	(152,126)	3,563,588
Vehicles	553,779	-	-	553,779
Leased Assets	163,728	-	-	163,728
Subscription Assets	-	496,834	-	496,834
Total other capital assets at historical cost	45,865,160	1,485,516	(842,050)	46,508,626
<b>Less accumulated depreciation/amortization for:</b>				
Depreciable Land Improvements	(3,809,800)	(101,003)	-	(3,910,803)
Buildings and improvements	(14,784,828)	(858,487)	337,125	(15,306,190)
Machinery and equipment	(2,264,638)	(347,541)	87,509	(2,524,670)
Vehicles	(393,806)	(65,487)	-	(459,293)
Leased Assets	(65,908)	(23,490)	-	(89,398)
Subscription Assets	-	(181,319)	-	(181,319)
Total accumulated depreciation/amortization	(21,318,980)	(1,577,327)	424,634	(22,471,673)
Other capital assets, net	24,546,180	(91,811)	(417,416)	24,036,953
<b>Capital Assets, Net</b>	<b>\$ 28,938,609</b>	<b>\$ 3,964,573</b>	<b>\$ (1,024,975)</b>	<b>\$ 31,878,207</b>

The College has several ongoing projects in Construction in Progress as of year end June 30, 2023. These projects are expected to be completed within the next fiscal year and several are funded by State capital contributions.

### NOTE 5 ACCOUNTS PAYABLE AND ACCRUED EXPENSES

Accounts payable and accrued expenses as of June 30, 2023, are summarized as follows:

Payables:

Accounts Payable Trade	\$ 1,459,628
Sales and Use Tax Payable	2,762
Student Refunds Payable	34,398
Other Accrued Liabilities	69,097
Total Accounts Payable	\$ 1,565,885

# TECHNICAL COLLEGE OF THE LOWCOUNTRY

## Notes to Financial Statements June 30, 2023

### **NOTE 6 UNEARNED REVENUES**

Unearned revenues for the College as of June 30, 2023, are summarized as follows:

Unearned revenues:

Fall Tuition	\$	3,330,330
Summer Tuition		408,280
Culinary Lab Fees		6,500
Student Fees		170,100
General Course Fees		70,005
Technology Fees		186,560
Continuing Education Fees		141,891
State Grants and Contracts		6,980,337
Local Grants and Contracts		2,543,183
State Appropriations		286,860
Nongovernment Grants and Contracts		182,530
Total Unearned Revenues	\$	<u>14,306,576</u>

### **NOTE 7 LONG-TERM OBLIGATIONS**

Long-term obligations for the year ended June 30, 2023 are as follows:

	Balance			Balance June 30, 2023	Due Within One Year	Net Long Term
	July 1, 2022	Additions	Reductions			
Obligation under Note Payable	\$ 384,149	\$ -	\$92,187	\$ 291,962	\$ 94,701	\$ 197,261
Obligation under CIS Note Payable	6,592,000	-	737,000	5,855,000	761,000	5,094,000
Obligation under Lease Payable	97,819	-	21,178	76,641	23,365	53,276
Obligation under Subscription Payable	-	582,809	328,418	254,391	123,916	130,475
Accrued Compensated Absences	1,177,658	316,585	4,428	1,489,815	238,268	1,251,547
Total Long Term Liabilities	<u>\$8,251,626</u>	<u>\$ 899,394</u>	<u>\$1,183,211</u>	<u>\$ 7,967,809</u>	<u>\$1,241,250</u>	<u>\$6,726,559</u>

### **NOTE 8 NOTES PAYABLE**

The College is obligated for payment of \$291,962 on original debt of \$1,500,000 of a \$17,500,000 General Obligation Bond Issue by Beaufort County in 2006. The proceeds were used in the construction of the New River Campus. The interest rate is 3.5%. Interest expense on the debt during the fiscal year ended June 30, 2023 was \$9,698. The scheduled maturities of the note payable is as follows:

Year Ended June 30,	Principal	Interest	Total Payments
2024	\$ 94,701	\$ 8,023	\$ 102,724
2025	97,294	5,430	102,724
2026	99,967	2,756	102,723
Total	<u>\$ 291,962</u>	<u>\$ 16,209</u>	<u>\$ 308,171</u>

# TECHNICAL COLLEGE OF THE LOWCOUNTRY

Notes to Financial Statements  
June 30, 2023

## **NOTE 8 NOTE PAYABLE (Continued)**

The College is obligated for payment of \$5,855,000 on the original debt of \$8,000,000 JEDA Bond held by the college foundation. The proceeds were used in the construction of the Culinary Institute of the South building in Bluffton, South Carolina. The interest rate is 3.14%. Interest expense on the debt during the fiscal year ended June 30, 2023 was \$206,989. The scheduled maturities of the note payable for the Culinary Institute of the South is as follows:

Year Ended <u>June 30,</u>	<u>Principal</u>	<u>Interest</u>	<u>Total Payments</u>
2024	\$ 761,000	\$ 183,847	\$ 944,847
2025	785,000	159,952	944,952
2026	809,000	135,303	944,303
2027	835,000	109,900	944,900
2028	861,000	83,681	944,681
2029	888,000	56,646	944,646
2030	916,000	28,762	944,762
Total	<u>\$ 5,855,000</u>	<u>\$ 758,091</u>	<u>\$ 6,613,091</u>

Technical College of the Lowcountry does not have any unused lines of credit at June 30, 2023.

## **NOTE 9 LEASE OBLIGATIONS**

The College has various agreements for the right to use equipment and vehicles that include multiple optional renewal periods and contain purchase options for fair market value. Generally, the College does not consider any additional renewal periods or purchase options to be reasonably certain of being exercised. All the leases included fixed rental payments, but many of the leases also include variable rental payments. The variable rental payments are determined by usage; and therefore, are excluded from the lease liability. A lease liability and right-to-use asset were established for each of these agreements that is being amortized over the terms of the leases.

# TECHNICAL COLLEGE OF THE LOWCOUNTRY

## Notes to Financial Statements June 30, 2023

### **NOTE 9 LEASE OBLIGATIONS (Continued)**

The terms of the leases are as follows:

	Balance
Multifunction Printers, due in monthly base payments, annualized at \$3,940, including interest of 6.76% over 5 years. Base payment includes monthly image allowance of 0 copies with variable payments of \$0.0099 per black & white copy and \$0.079 per color copy.	\$ 2,562
Multifunction Printer/Copiers, due in monthly base payments, annualized at \$10,526, including interest of 6.76%, over 5 years Base payment includes monthly image allowance of 8,200 black & white copies and 4,100 color copies with variable payments of \$0.0089 per black & white copy and \$0.049 per color copy over the base monthly allowance.	13,385
Multifunction Printers, due in monthly base payments, annualized at \$6,660, including interest of 6.76% over 5 years Base payment includes monthly image allowance of 0 copies with variable payments of \$0.0066 per black & white copy and \$0.056 per color copy.	1,646
Multifunction Printer/Copiers, due in monthly base payments, annualized at \$2,482, including interest of 6.76%, over 5 years Base payment includes monthly image allowance of 0 copies with variable payments of \$0.0099 per black & white copy and \$0.059 per color copy.	7,056
Leased Vehicles, due in monthly base payments, annualized at \$9,480, including interest of 4.75% over 8 years. In addition to the base payment, agreement includes a variable payment of \$0.22 for mileage.	51,992
Total Lease Obligations	\$ 76,641

The future principal and interest lease payments as of June 30, 2023 were as follows:

Year Ended	<u>Principal</u>	<u>Interest</u>	<u>Total</u>
<u>June 30,</u>			<u>Payments</u>
2024	\$ 23,365	\$ 3,414	\$ 26,779
2025	13,190	2,280	15,470
2026	10,248	1,713	11,961
2027	8,674	1,220	9,894
2028	8,662	818	9,480
2029	12,502	443	12,945
Total	\$ 76,641	\$ 9,888	\$ 86,529

# TECHNICAL COLLEGE OF THE LOWCOUNTRY

## Notes to Financial Statements June 30, 2023

### **NOTE 10 SUBSCRIPTION OBLIGATIONS**

The terms of the subscription are as follows:

	Balance
A 41-month subscription for the use of EAB Global software is paid annually in the fixed amount of \$116,500. The subscription has an interest rate of 2.35%.	\$ 235,209
A 36-month subscription for the use of Kaltura software is paid annually in the fixed amount of \$10,595. The subscription has an interest rate of 2.80%. The terms ended as of June 30, 2023.	19,182
Total Subscription Obligations	\$ 254,391

The future principal and interest subscription payments as of June 30, 2023 were as follows:

Year Ended	Total		
<u>June 30.</u>	<u>Principal</u>	<u>Interest</u>	<u>Payments</u>
2024	\$ 123,916	\$ 9,074	\$ 132,990
2025	130,475	3,115	133,590
Total	\$ 254,391	\$ 12,189	\$ 266,580

### **NOTE 11 ACCRUED COMPENSATED ABSENCES**

Unused vacation leave liabilities are reported in the government-wide financial statements. With sufficient notification of employment termination, unused vacation will be paid. Employees who are discharged for disciplinary reasons are not eligible to receive pay for unused accrued vacation. The College has no financial liability for its unused sick leave. The accumulated unpaid vacation earned as of June 30, 2023, totaled \$1,489,815. This total reflects the pay rates in effect at July 2023 plus estimated employee benefits of twenty-nine (29) percent of the payroll.

### **NOTE 12 NET PENSION OBLIGATION**

#### **Description of the Entity**

The South Carolina Public Employee Benefit Authority (PEBA), created July 1, 2012, is the state agency responsible for the administration and management of the retirement systems and benefit programs of the state of South Carolina, including the State Optional Retirement Program and the S.C. Deferred Compensation Program, as well as the state's employee insurance programs. As such, PEBA is responsible for administering the South Carolina Retirement Systems' five defined benefit pension plans. PEBA has an 11-member Board of Directors, appointed by the Governor and General Assembly leadership, which serves as custodian, co-trustee and co-fiduciary of the Systems and the assets of the retirement trust funds. The Retirement System Investment Commission (Commission as the governing body, RSIC as the agency), created by the General Assembly in 2005, has exclusive authority to invest and manage the retirement trust funds' assets.

# TECHNICAL COLLEGE OF THE LOWCOUNTRY

Notes to Financial Statements  
June 30, 2023

## **NOTE 12 NET PENSION OBLIGATION (Continued)**

The Commission, an eight-member board, serves as co-trustee and co-fiduciary for the assets of the retirement trust funds. By law, the State Fiscal Accountability Authority (SFAA), which consists of five elected officials, also reviews certain PEBA Board decisions regarding the actuary of the Systems.

For purposes of measuring the net pension liability, deferred outflows and inflows of resources related to pensions, and pension expense, information about the fiduciary net position of the Systems and additions to/deductions from the Systems fiduciary net position have been determined on the accrual basis of accounting as they are reported by the Systems in accordance with generally accepted accounting principles (GAAP). For this purpose, revenues are recognized when earned and expenses are recognized when incurred. Benefit and refund expenses are recognized when due and payable in accordance with the terms of the plan. Investments are reported at fair value. PEBA issues an Annual Comprehensive Financial Report (ACFR) containing financial statements and required supplementary information for the Systems' Pension Trust Funds. The ACFR is publicly available through PEBA's website at [www.peba.sc.gov](http://www.peba.sc.gov), or a copy may be obtained by submitting a request to PEBA, 202 Arbor Lake Drive, Columbia, SC 29223. PEBA is a division of the primary government of the state of South Carolina and therefore, retirement trust fund financial information is also included in the ACFR for the state.

### **Plan Descriptions**

- The South Carolina Retirement System (SCRS), a cost-sharing multiple-employer defined benefit pension plan, was established July 1, 1945, pursuant to the provisions of Section 9-1-20 of the South Carolina Code of Laws for the purpose of providing retirement and other benefits for teachers and employees of the state and its political subdivisions. SCRS covers employees of state agencies, public school districts and participating charter schools, public higher education institutions, other participating local subdivisions of government and first-term individuals elected to the South Carolina General Assembly.

In addition to the plans described above, PEBA also administers three single employer defined benefit pension plans, which are not covered in this report. They are the Retirement System for Members of the General Assembly of the State of South Carolina (GARS), the Retirement System for Judges and Solicitors of the State of South Carolina (JSRS), and the South Carolina National Guard Supplemental Retirement Plan (SCNG).

### **Membership**

Membership requirements are prescribed in Title 9 of the South Carolina Code of Laws. A brief summary of the requirements under each system is presented below.

- SCRS - Generally, all employees of covered employers are required to participate in and contribute to the system as a condition of employment. This plan covers general employees and teachers and first-term individuals elected to the South Carolina General Assembly. An employee member of the system with an effective date of membership prior to July 1, 2012, is a Class Two member. An employee member of the system with an effective date of membership on or after July 1, 2012, is a Class Three member.



# TECHNICAL COLLEGE OF THE LOWCOUNTRY

Notes to Financial Statements  
June 30, 2023

## **NOTE 12 NET PENSION OBLIGATION (Continued)**

### **Benefits**

Benefit terms are prescribed in Title 9 of the South Carolina Code of Laws. PEBA does not have the authority to establish or amend benefit terms without a legislative change in the code of laws. Key elements of the benefit calculation include the benefit multiplier, years of service, and average final compensation/current annual salary. A brief summary of the benefit terms for each system is presented below.

- SCRS - A Class Two member who has separated from service with at least five or more years of earned service is eligible for a monthly pension at age 65 or with 28 years credited service regardless of age. A member may elect early retirement with reduced pension benefits payable at age 55 with 25 years of service credit. A Class Three member who has separated from service with at least eight or more years of earned service is eligible for a monthly pension upon satisfying the Rule of 90 requirement that the total of the member's age and the member's creditable service equals at least 90 years. Both Class Two and Class Three members are eligible to receive a reduced deferred annuity at age 60 if they satisfy the five- or eight-year earned service requirement, respectively. An incidental death benefit is also available to beneficiaries of active and retired members of employers who participate in the death benefit program.

The annual retirement allowance of eligible retirees or their surviving annuitants is increased by the lesser of one percent or five hundred dollars every July 1. Only those annuitants in receipt of a benefit on July 1 of the preceding year are eligible to receive the increase. Members who retire under the early retirement provisions at age 55 with 25 years of service are not eligible for the benefit adjustment until the second July 1 after reaching age 60 or the second July 1 after the date they would have had 28 years of service credit had they not retired.

### **Contributions**

Actuarial valuations are performed annually by an external consulting actuary to ensure applicable contribution rates satisfy the funding parameters specified in Title 9 of the South Carolina Code of Laws. Under these provisions, SCRS contribution requirements must be sufficient to maintain an amortization period for the financing of the unfunded actuarial accrued liability (UAAL) over a period that does not exceed the number of years scheduled in state statute. The Retirement Funding and Administration Act of 2017 increased, but also established a ceiling for SCRS employee contribution rates. Effective July 1, 2017, employee rates were increased to a capped rate of 9.00 percent for SCRS. The legislation also increased employer contribution rates beginning July 1, 2017 for SCRS by two percentage points and further scheduled employer contribution rates to increase by a minimum of one percentage point each year in accordance with state statute. The General Assembly postponed the one percent increase in the SCRS employer contribution rates that was scheduled to go into effect beginning July 1, 2020. In accordance with the legislative funding schedule, employer contribution rates will continue to increase by 1 percentage point each year until reaching 18.56 percent for SCRS but may be increased further, if the scheduled contributions are not sufficient to meet the funding periods set for the applicable year. The board shall increase the employer contribution rates as necessary to meet the amortization period set in statute.

# TECHNICAL COLLEGE OF THE LOWCOUNTRY

Notes to Financial Statements  
June 30, 2023

## **NOTE 12 NET PENSION OBLIGATION (Continued)**

Pension reform legislation modified statute such that the employer contribution rates for SCRS to be further increased, not to exceed one-half of one percent in any one year if necessary, in order to improve the funding of the plans. The statute set rates intended to reduce the unfunded liability of SCRS to the maximum amortization period of 20 years from 30 years over a ten-year schedule, as determined by the annual actuarial valuations of the plan. Finally, under the revised statute, the contribution rates for SCRS may not be decreased until the plans are at least 85 percent funded.

Required employee contribution rates<sup>1</sup> are as follows:

	<u>Fiscal Year 2023<sup>1</sup></u>	<u>Fiscal Year 2022<sup>1</sup></u>
<b>SCRS</b>		
Employee Class Two	9.00%	9.00%
Employee Class Three	9.00%	9.00%

Required employer contribution rates<sup>1</sup> are as follows:

	<u>Fiscal Year 2023<sup>1</sup></u>	<u>Fiscal Year 2022<sup>1</sup></u>
<b>SCRS</b>		
Employer Class Two	17.41%	16.41%
Employer Class Three	17.41%	16.41%
Employer Incidental Death Benefit	0.15%	0.15%

<sup>1</sup> Calculated on earnable compensation as defined in Title 9 of the South Carolina Code of Laws.

## **Actuarial Assumptions and Methods**

Actuarial valuations of the ongoing plan involve estimates of the reported amounts and assumptions about the probability of occurrence of events far into the future. Examples include assumptions about future employment, mortality and future salary increases. Amounts determined regarding the net pension liability are subject to continual revision as actual results are compared with past expectations and new estimates are made about the future. South Carolina state statute requires that an actuarial experience study be completed at least once in each five-year period. An experience report on the Systems was most recently issued for the period ending June 30, 2019.

The June 30, 2022, total pension liability (TPL), net pension liability (NPL), and sensitivity information shown in this report were determined by our consulting actuary, Gabriel Roeder Smith & Company (GRS) and are based on an actuarial valuation performed as of July 1, 2021. The total pension liability was rolled-forward from the valuation date to the plans' fiscal year end, June 30, 2022, using generally accepted actuarial principles. There was no legislation enacted during the 2022 legislative session that had a material change in the benefit provisions for any of the systems.

# TECHNICAL COLLEGE OF THE LOWCOUNTRY

## Notes to Financial Statements June 30, 2023

### **NOTE 12 NET PENSION OBLIGATION (Continued)**

The following table provides a summary of the actuarial assumptions and methods used to calculate the TPL as of June 30, 2022.

	<u>SCRS</u>
Actuarial cost method	Entry age normal
Investment rate of return <sup>1</sup>	7.00%
Projected salary increases	3.0% to 11.0% (varies by service) <sup>1</sup>
Benefit adjustments	Lesser of 1% or \$500 annually

<sup>1</sup>Includes inflation at 2.25%

The post-retiree mortality assumption is dependent upon the member's job category and gender. The base mortality assumptions, the 2020 Public Retirees of South Carolina Mortality table (2020 PRSC), was developed using the Systems' mortality experience. These base rates are adjusted for future improvement in mortality using 80% of Scale UMP projected from the year 2020.

Assumptions used in the determination of the June 30, 2022, TPL are as follows.

<u>Former Job Class</u>	<u>Males</u>	<u>Females</u>
Educators	2020 PRSC Males multiplied by 95%	2020 PRSC Females multiplied by 94%
General Employees and Members of the General Assembly	2020 PRSC Males multiplied by 97%	2020 PRSC Females multiplied by 107%
Public Safety and Firefighters	2020 PRSC Males multiplied by 127%	2020 PRSC Females multiplied by 107%

### **Net Pension Liability**

The NPL is calculated separately for each system and represents that particular system's TPL determined in accordance with GASB 67 less that system's fiduciary net position. NPL totals, as of June 30, 2022, for SCRS are presented below.

<u>System</u>	<u>Total Pension Liability</u>	<u>Plan Fiduciary Net Position</u>	<u>Employers' Net Pension Liability (Asset)</u>	<u>Plan Fiduciary Net Position as a % of the Total Pension Liability</u>
SCRS	\$ 42,417,895	\$ 24,203,279	\$ 18,214,616	57.1%

The TPL is calculated by the Systems' actuary, and each plan's fiduciary net position is reported in the Systems' financial statements. The NPL is disclosed in accordance with the requirements of GASB 67 in the Systems' notes to the financial statements and required supplementary information. Liability calculations performed by the Systems' actuary for the purpose of satisfying the requirements of GASB 67 and 68 are not applicable for other purposes, such as determining the plans' funding requirements.

# TECHNICAL COLLEGE OF THE LOWCOUNTRY

Notes to Financial Statements  
June 30, 2023

## **NOTE 12 NET PENSION OBLIGATION (Continued)**

### Long-term Expected Rate of Return

The long-term expected rate of return on pension plan investments is based upon 20-year capital market assumptions. The long-term expected rates of return represent assumptions developed using an arithmetic building block approach primarily based on consensus expectations and market-based inputs. Expected returns are net of investment fees.

The expected returns, along with the expected inflation rate, form the basis for the target asset allocation adopted at the beginning of the 2022 fiscal year. The long-term expected rate of return is produced by weighting the expected future real rates of return by the target allocation percentage and adding expected inflation and is summarized in the table on the following page. For actuarial purposes, the 7 percent assumed annual investment rate of return used in the calculation of the TPL includes a 4.75 percent real rate of return and a 2.25 percent inflation component.

<u>Allocation/Exposure</u>	<u>Policy Target</u>	<u>Expected Arithmetic Real Rate of Return</u>	<u>Long-Term Expected Portfolio Real Rate of Return</u>
<b>Public Equity</b>	46.0%	6.79%	3.12%
<b>Bonds</b>	26.0%	-0.35%	-0.09%
<b>Private Equity<sup>1</sup></b>	9.0%	8.75%	0.79%
<b>Private Debt<sup>1</sup></b>	7.0%	6.00%	0.42%
<b>Real Assets</b>	12.0%		
Real Estate <sup>1</sup>	9.0%	4.12%	0.37%
Infrastructure <sup>1</sup>	3.0%	5.88%	0.18%
Total Expected Return <sup>2</sup>	100.0%		4.79%
Inflation for Actuarial Purposes			2.25%
			<u>7.04%</u>

<sup>1</sup> RSIC staff and consultant will notify the Commission if the collective exposure to Private Equity, Private Debt and Private Real Assets exceeds 30 percent of total plan assets.

<sup>2</sup> Portable Alpha Strategies, which are not included in the Policy Target, will be capped at 12% of total assets; hedge funds (including all hedge funds used in portable alpha implementation) are capped at 15% of total assets.

### Discount Rate

The discount rate used to measure the TPL was 7 percent. The projection of cash flows used to determine the discount rate assumed that contributions from participating employers in SCRS will be made based on the actuarially determined rates based on provisions in the South Carolina Code of Laws. Based on those assumptions, the System's fiduciary net position was projected to be available to make all the projected future benefit payments of current plan members. Therefore, the long-term expected rate of return on pension plan investments was applied to all periods of projected benefit payments to determine the TPL.

**TECHNICAL COLLEGE OF THE LOWCOUNTRY**

Notes to Financial Statements  
June 30, 2023

**NOTE 12 NET PENSION OBLIGATION (Continued)**

Sensitivity Analysis

The following table presents the collective NPL of the participating employers calculated using the discount rate of 7 percent, as well as what the employers' NPL would be if it were calculated using a discount rate that is 1 percent lower (6 percent) or 1 percent higher (8 percent) than the current rate.

<b>Sensitivity of the Net Pension Liability to Changes in the Discount Rate</b>			
<b>System</b>	<b>1% Decrease (6%)</b>	<b>Current Discount Rate (7%)</b>	<b>1% Increase (8%)</b>
SCRS	\$ 23,353,344	\$ 18,214,616	\$ 13,942,372
	\$ 23,353,344	\$ 18,214,616	\$ 13,942,372

**Pension Expense**

Components of collective pension expense reported in the Schedules of Pension Amounts by Employer for the fiscal year ended June 30, 2022, are presented below.

<b>Description</b>	<b>SCRS</b>
Service cost (annual cost of current service)	\$ 803,213
Interest on the total pension liability	2,838,852
Plan administrative costs	13,517
Plan member contributions	(738,990)
Expected return on plan assets	(1,749,719)
Recognition of current year amortization - Difference between expected and actual experience & assumption changes	374,618
Recognition of current year amortization - Difference between projected and actual investment earnings	(15,003)
Other	1,970
<b>Total</b>	<b>\$ 1,528,458</b>

Additional items included in Total Employer Pension Expense in the Schedules of Pension Amounts by Employer are the current period amortized portions of deferred outflows and/or inflows of resources related to changes in employers' proportionate share of the collective NPL and differences between actual employer contributions and proportionate share of total plan employer contributions. These two deferrals are specific to cost-sharing multiple-employer defined benefit pension plans as discussed in paragraphs 54 and 55 of GASB 68.

# TECHNICAL COLLEGE OF THE LOWCOUNTRY

Notes to Financial Statements  
June 30, 2023

## NOTE 12 NET PENSION OBLIGATION (Continued)

### **Deferred Outflows of Resources and Deferred Inflows of Resources**

The following schedules reflect the amortization of collective deferred outflows / (inflows) of resources related to pensions outstanding at June 30, 2022.

#### Details Regarding Collective Deferred Outflows (Inflows) of Resources

<u>SCRS</u>	<u>Deferred Outflows of Resources</u>	<u>Deferred Inflows of Resources</u>
Difference between expected and actual experience	\$ 158,251	\$ 79,379
Assumption changes	584,186	-
Net difference between projected and actual investment earnings	28,091	-
Deferred Amounts from Changes in proportion share and differences between employer contributions & proportionate share of total plan employer contributions	239,250	602,165
Contributions subsequent to the measurement date	<u>1,478,206</u>	<u>-</u>
Total	<u>\$ 2,487,984</u>	<u>\$ 681,544</u>

As discussed in paragraph 71b of GASB 68, collective deferred outflows of resources and deferred inflows of resources arising from differences between projected and actual pension plan investment earnings in different measurement periods should be aggregated and included as a net collective deferred outflow of resources related to pensions or a net collective deferred inflow of resources related to pensions. Accordingly, the Outstanding Balance of Deferred Outflows of Resources in the Schedules of Pension Amounts by Employer reflects the current net difference between projected and actual pension plan investment earnings.

Additional items reported within the Outstanding Balance of Deferred Outflows and Inflows of Resources in the Schedules of Pension Amounts by Employer result from the two cost-sharing multiple-employer defined benefit pension plan-specific deferrals previously discussed.

The amounts of \$1,478,206 reported as deferred outflows of resources relate to the contributions subsequent to the measurement date of the SCRS and will be recognized as a reduction of the net pension liabilities for the year ended June 30, 2024.

Other amounts reported as deferred outflows of resources (deferred pension charges) and deferred inflows of resources (deferred pension credits) related to the SCRS will increase (decrease) pension expenses as follows:

<u>Amortization of Deferred Outflows/Inflows of Resources</u>	
<u>Amortized period ending June 30,</u>	<u>SCRS</u>
2023	\$ 314,004
2024	151,348
2025	(521,414)
2026	<u>384,296</u>
Net Balance of Deferred Outflows/(Inflows) of Resources	<u>\$ 328,234</u>

# TECHNICAL COLLEGE OF THE LOWCOUNTRY

Notes to Financial Statements  
June 30, 2023

## **NOTE 12 NET PENSION OBLIGATION (Continued)**

### **Employer and Nonemployer Contributions**

Employers' proportionate shares were calculated on the basis of employer and nonemployer contributions remitted to the plan. In an effort to help offset a portion of the increased contribution requirements for employers, the General Assembly again provided nonemployer contributions to PEBA. Based on the criteria provided by the General Assembly, PEBA issued credit invoices to certain SCRS and PORS employers for fiscal year 2022 who then applied the credit invoices towards contributions otherwise due to the Systems. The amount of credit invoices issued in fiscal year 2022 totaled \$88.7 million and \$12.5 million for SCRS and PORS respectively.

Employer contributions recognized by the Systems that are not representative of future contribution effort are excluded in the determination of employers' proportionate shares. Examples of employer contributions not representative of future contribution effort are contributions towards the purchase of employee service purchases and employer contributions paid by employees.

The following table provides a reconciliation of Employer and Nonemployer contributions in the plans' Statement of Changes in Fiduciary Net Position (per the Systems' separately issued financial statements) to the Employer and Nonemployer contributions used in the determination of employers' proportionate shares of collective pension amounts reported in the Schedules of Employer and Nonemployer Allocations.

	<u>SCRS</u>
Employer Contributions Reported in Statement of Changes in Net Position for the fiscal year ended June 30, 2022	\$ 1,415,719
Nonemployer Contributions Reported in Statement of Changes in Net Position for the fiscal year ended June 30, 2022	66,650
Reconciliation Difference in FY 2021 Nonemployer Contributions Reported in the Statement of Changes Resolved in FY 2022	-
Employer Contributions Not Representative of Future Contribution Effort	<u>(754)</u>
Employer and Nonemployer Contributions Used as the Basis for Allocating Employers' Proportionate Shares of Collective Pension Amounts - June 30, 2022 Measurement Date	<u>\$ 1,481,615</u>

### **Additional Financial and Actuarial Information**

Information contained in these Notes to the Schedules of Employer and Nonemployer Allocations and Schedules of Pension Amounts by Employer (Schedules) was compiled from the Systems' audited financial statements for the fiscal year ended June 30, 2022, and the accounting valuation report as of June 30, 2022. Additional financial information supporting the preparation of the Schedules (including the unmodified audit opinion on the financial statements and required supplementary information) is available in the Systems' ACFR.

# TECHNICAL COLLEGE OF THE LOWCOUNTRY

Notes to Financial Statements  
June 30, 2023

## **NOTE 13 OTHER POST EMPLOYMENT BENEFIT OBLIGATIONS**

### **Description of the Entity and Summary of Significant Accounting Policies**

The South Carolina Public Employee Benefit Authority (PEBA) was created by the South Carolina General Assembly as part of Act No. 278 effective July 1, 2012. PEBA – Insurance Benefits is a state agency responsible for the administration and management of the state’s employee insurance programs, other post-employment benefits trusts and retirement systems and is part of the State of South Carolina primary government.

The governing board of PEBA is a board of 11 members. The membership composition is three members appointed by the Governor, two members appointed by the President Pro Tempore of the Senate, two members appointed by the Chairman of the Senate Finance Committee, two members appointed by the Speaker of the House of Representatives and two members appointed by the Chairman of the House Ways and Means Committee. Individuals appointed to the PEBA board must possess certain qualifications. Members of the PEBA board serve for terms of two years and until their successors are appointed and qualify. Terms commence on July first of even numbered years. The PEBA board appoints the Executive Director. The laws of the State and the policies and procedures specified by the State for State agencies are applicable to all activities of PEBA. By law, the State Fiscal Accountability Authority (SFFA), which consists of five elected officials, also reviews certain PEBA Board decisions in administering the State Health Plan and other post-employment benefits (OPEB).

### **Plan Descriptions**

The Other Post-Employment Benefits Trust Funds (OPEB Trusts), collectively refers to the South Carolina Retiree Health Insurance Trust Fund (SCRHITF) and the South Carolina Long-Term Disability Insurance Trust Fund (SCLTDITF), were established by the State of South Carolina as Act 195, which became effective in May 2008. The SCRHITF was created to fund and account for the employer costs of the State’s retiree health and dental plans. The SCLTDITF was created to fund and account for the employer costs of the State’s Basic Long-Term Disability Income Benefit Plan.

In accordance with Act 195, the OPEB Trusts are administered by the PEBA – Insurance Benefits and the State Treasurer is the custodian of the funds held in trust. The Board of Directors of PEBA has been designated as the Trustee.

The OPEB Trusts are cost-sharing multiple-employer defined benefit OPEB plans. Article 5 of the State Code of Laws defines the two plans and authorizes the Trustee to at any time adjust the plans, including its benefits and contributions, as necessary to insure the fiscal stability of the plans. In accordance with the South Carolina Code of Laws and the annual Appropriations Act, the State provides post-employment health and dental and long-term disability benefits to retired State and school district employees and their covered dependents.

### **Benefits**

The SCRHITF is a healthcare plan that covers retired employees of the State of South Carolina, including all agencies, and public school districts. The SCRHITF provides health and dental insurance benefits to eligible retirees. Generally, retirees are eligible for the health and dental benefits if they have established at least ten years of retirement service credit. For new hires beginning employment May 2, 2008 and after, retirees are eligible for benefits if they have established 25 years of service for 100% employer funding and 15-24 years of service for 50% employer funding.



# TECHNICAL COLLEGE OF THE LOWCOUNTRY

Notes to Financial Statements  
June 30, 2023

## **NOTE 13 OTHER POST EMPLOYMENT BENEFIT OBLIGATIONS (Continued)**

The SCLTDITF is a long-term disability plan that covers employees of the State of South Carolina, including all agencies and public school districts and all participating local governmental entities. The SCLTDITF provides disability payments to eligible employees that have been approved for disability.

### **Contributions and Funding Policies**

Section 1-11-710 of the South Carolina Code of Laws of 1976, as amended, requires the postemployment and long-term disability benefits to be funded through non-employer and employer contributions for active employees and retirees to the PEBA – Insurance Benefits.

The SCRHITF is funded through participating employers that are mandated by State statute to contribute at a rate assessed each year by the Department of Administration Executive Budget Office on active employee covered payroll. The covered payroll surcharge for the year ended June 30, 2022 was 6.25 percent. The South Carolina Retirement System collects the monthly covered payroll surcharge for all participating employers and remits it directly to the SCRHITF. Other sources of funding for the SCRHITF also include the implicit subsidy, or age-related subsidy inherent in the healthcare premiums structure. The implicit subsidy represents a portion of the health care expenditures paid on behalf of the employer's active employees.

For purposes of GASB Statement No. 75, this expenditure on behalf of the active employee is reclassified as a retiree health care expenditure so that the employer's contributions towards the plan reflect the underlying age-adjusted, retiree benefit costs. Non-employer contributions consist of an annual appropriation by the General Assembly and the statutorily required transfer from PEBA – Insurance Benefits reserves. However, due to the COVID-19 pandemic and the impact it has had on the PEBA – Insurance Benefits reserves, the General Assembly has indefinitely suspended the statutorily required transfer until further notice. The SCRHITF is also funded through investment income.

The SCLTDITF is funded through employer contributions for active employees that elect health insurance coverage. For this group of active employees, PEBA – Insurance Benefits bills and collects premiums charged to State agencies, public school districts and other participating local governments. The monthly premium per active employee was \$3.22 for the fiscal year ended

June 30, 2022. The SCLTDITF premium is billed monthly by PEBA – Insurance Benefits and transferred monthly to the SCLTDITF. It is also funded through investment income.

The allocation percentage of the OPEB amounts are calculated differently for each OPEB Trust. For the SCRHITF, the allocation percentage is based on the covered payroll surcharge contribution for each employer. Please note that actual covered payroll contributions received from SCRS for the fiscal year 2022 totaled \$615,405,810. However, the covered payroll contributions total includes prior year covered payroll contribution adjustments and true-ups that net to a total of \$1,094,627.

# TECHNICAL COLLEGE OF THE LOWCOUNTRY

Notes to Financial Statements  
June 30, 2023

## **NOTE 13 OTHER POST EMPLOYMENT BENEFIT OBLIGATIONS (Continued)**

In accordance with part (b) of paragraph 69 of GASB Statement No. 75, participating employers should recognize revenue in an amount equal to the employer's proportionate share of the change in the collective net OPEB liability arising from contributions to the OPEB plan during the measurement period from non-employer contributing entities for purposes other than the separate financing of specific liabilities to the OPEB plan. Therefore, employers should classify this revenue in the same manner as it classifies grants from other entities.

For purposes of measuring the net OPEB liability, deferred outflows and inflows of resources related to OPEB, and OPEB expense, information about the fiduciary net position of the OPEB Trusts, and additions to and deductions from the OPEB Trusts fiduciary net position have been determined on the same basis as they were reported by the OPEB Trusts. For this purpose, revenues are recognized when earned and expenses are recognized when incurred. Therefore, benefit and administrative expenses are recognized when due and payable. Investments are reported at fair value.

PEBA – Insurance Benefits issues audited financial statements and required supplementary information for the OPEB Trust Funds. This information is publicly available through the PEBA – Insurance Benefits' link on PEBA's website at [www.peba.sc.gov](http://www.peba.sc.gov) or a copy may be obtained by submitting a request to PEBA – Insurance Benefits, 202 Arbor Lake Drive, Columbia, SC 29223. PEBA is considered a division of the primary government of the state of South Carolina and therefore, OPEB Trust fund financial information is also included in the comprehensive annual financial report of the state.

### **Actuarial Assumptions and Methods**

Actuarial valuations of an ongoing plan involve estimates of the value of reported amounts and assumptions about the probability of occurrence of events far into the future. Examples include assumptions about future employment, mortality, and the healthcare cost trend. Actuarially determined amounts are subject to continual revision as actual results are compared with past expectations and new estimates are made about the future.

Projections of benefits for financial reporting purposes are based on the substantive plans (as understood by the employer and plan participants) and include the types of benefits provided at the time the valuation and the historical pattern of sharing of benefit costs between the employer and plan members to that point.

# TECHNICAL COLLEGE OF THE LOWCOUNTRY

## Notes to Financial Statements June 30, 2023

### **NOTE 13 OTHER POST EMPLOYMENT BENEFIT OBLIGATIONS (Continued)**

Additional information as of the latest actuarial valuation for SCRHITF:

Valuation Date:	June 30, 2021
Actuarial Cost Method:	Individual Entry – Age Normal
Inflation:	2.25%
Investment Rate of Return:	2.75%, net of OPEB Plan investment expense; including inflation
Single Discount Rate:	3.69% as of June 30, 2022
Demographic Assumptions	Based on the experience study performed for the South Carolina Retirement Systems for the 5-year period ending June 30, 2019
Mortality	For healthy retirees, the gender-distinct South Carolina Retirees 2020 Mortality Tables are used with multipliers based on plan experience; the rates are projected on a fully generational basis using 80% of the ultimate rates of Scale MP-2019 to account for future mortality improvements.
Health Care Trend Rate:	Initial trend starting at 6.00% and gradually decreasing to an ultimate trend rate of 4.00% over a period of 15 years
Aging Factors:	Based on plan specific experience
Retiree Participation:	79% for retirees who are eligible for funded premiums 59% participation for retirees who are eligible for Partial Funded Premiums 20% participation for retirees who are eligible for Non-Funded Premiums
Notes:	The discount rate changed from 1.92% as of June 30, 2021 to 3.69% as of June 30, 2022.

Additional information as of the latest actuarial valuation for SCLTDITF:

Valuation Date:	June 30, 2021
Actuarial Cost Method:	Individual Entry – Age Normal
Inflation:	2.25%
Investment Rate of Return:	3.00%, net of Plan investment expense; including inflation
Single Discount Rate:	3.41% as of June 30, 2022
Salary, Termination, and Retirement Rates:	Based on the experience study performed for the South Carolina Retirement Systems for the 5-year period ending June 30, 2019
Disability Incidence:	The disability rates used in the valuation are 165% of the rates developed for the South Carolina Retirement Systems pension plans
Disability Recovery:	For participants in payment, 1987 CGDT Group Disability; for active employees, 60% were assumed to recover after the first year and 93% were assumed to recover after the first two years
Offsets:	45% are assumed to be eligible for Social Security benefits; assumed percentage who will be eligible for a pension plan offset varies based on employee group
Expenses:	Third party administrative expenses were included in the benefit projections
Notes:	The discount rate changed from 2.48% as of June 30, 2021 to 3.41% as of June 30, 2022.

# TECHNICAL COLLEGE OF THE LOWCOUNTRY

Notes to Financial Statements  
June 30, 2023

## **NOTE 13 OTHER POST EMPLOYMENT BENEFIT OBLIGATIONS (Continued)**

### **Roll Forward Disclosures**

The actuarial valuations were performed as of June 30, 2021. Update procedures were used to roll forward the total OPEB liabilities to June 30, 2022.

### **Net OPEB Liability**

The Net OPEB Liability (NOL) is calculated separately for each OPEB Trust Fund and represents that particular Trust's Total OPEB Liability (TOL) determined in accordance with GASB No. 74 less that Trust's fiduciary net position. The allocation of each employer's proportionate share of the collective Net OPEB Liability and collective OPEB Expense was determined using the employer's payroll-related contributions over the measurement period. This method is expected to be reflective of the employer's long-term contribution effort as well as be transparent to individual employers and their external auditors.

The following table represents the components of the net OPEB liability as of June 30, 2022:

<u>System</u>	<u>Total OPEB Liability</u>	<u>Plan Fiduciary Net Position</u>	<u>Net OPEB Liability</u>	<u>Plan Fiduciary Net Position as a % of the Total OPEB Liability</u>
SCRHITF	\$ 16,408,554	\$ 1,582,485	\$ 14,826,069	9.64%

The TOL is calculated by the Trusts' actuary, and each Trust's fiduciary net position is reported in the Trust's financial statements. The NOL is disclosed in accordance with the requirements of GASB No. 74 in the Trusts' notes to the financial statements and required supplementary information. Liability calculations performed by the Trusts' actuary for the purpose of satisfying the requirements of GASB Nos. 74 and 75 and are not applicable for other purposes, such as determining the Trusts' funding requirements.

### **Single Discount Rate**

The Single Discount Rate of 3.69% was used to measure the total OPEB liability for the SCRHITF. The accounting policy for this plan is to set the Single Discount Rate equal to the prevailing municipal bond rate. Due to the plan's investment and funding policies, the difference between a blended discount rate and the municipal bond rate would be less than several basis points (several hundredths of one percent).

A Single Discount Rate of 3.41% was used to measure the total OPEB liability for the SCLTDITF. This Single Discount Rate was based on an expected rate of return on plan investments of 3.00% and a municipal bond rate of 3.69%. The projection of cash flows to determine this Single Discount Rate assumed that employer contributions will remain at \$38.64 per year for each covered active employee. Based on these assumptions, the plan's Fiduciary Net Position and future contributions were sufficient to finance the benefit payments through the year 2034. As a result, the long-term expected rate of return on plan investments was applied to project benefit payments through the year 2034, and the municipal bond rate was applied to all benefit payments after that date.

**TECHNICAL COLLEGE OF THE LOWCOUNTRY**

Notes to Financial Statements  
June 30, 2023

**NOTE 13 OTHER POST EMPLOYMENT BENEFIT OBLIGATIONS (Continued)**

**Long-term Expected Rate of Return**

The long-term expected rate of return represents assumptions developed using an arithmetic building block approach primarily based on consensus expectations and market based inputs. The expected returns, along with the expected inflation rate, form the basis for the target asset allocation adopted at the beginning of the 2018 fiscal year. The long-term expected rate of return is produced by weighting the expected future real rates of return by the target allocation percentage and adding expected inflation.

This information is summarized in the following table:

<u>Asset class</u>	<u>Target Asset Allocation</u>	<u>Expected Arithmetic Real Rate of Return</u>	<u>Allocation- Weighted Long-Term Expected Portfolio Real Rate of Return</u>
U.S. Domestic Fixed Income	80%	0.95%	0.76%
Cash Equivalents	20%	0.35%	0.07%
<b>Total</b>	<b>100%</b>		<b>0.83%</b>
Expected Inflation			2.25%
<b>Total Return</b>			<b>3.08%</b>
<b>Investment Return Assumption</b>			<b>2.75%</b>

**Sensitivity Analysis**

The following table presents the SCRHITF's net OPEB liability calculated using a Single Discount Rate of 3.69%, as well as what the plan's net OPEB liability would be if it were calculated using a Single Discount Rate that is one percent lower or one percent higher:

<u>Sensitivity of the Net OPEB Liability to Changes in the Discount Rate</u>			
<u>System</u>	<u>1% Decrease (2.69%)</u>	<u>Current Discount Rate (3.69%)</u>	<u>1% Increase (4.69%)</u>
SCRHITF	\$ 17,528,423	\$ 14,826,069	\$ 12,654,360

Regarding the sensitivity of the SCRHITF's net OPEB liability to changes in the healthcare cost trend rates, the following table presents the plan's net OPEB liability, calculated using the assumed trend rates as well as what the plan's net OPEB liability would be if were calculated using a trend rate that is one percent lower or one percent higher:

<u>Sensitivity of the Net OPEB Liability to Changes in the Healthcare Cost Trend Rates</u>			
<u>System</u>	<u>1% Decrease</u>	<u>Current Healthcare Cost Trend Rate</u>	<u>1% Increase</u>
SCRHITF	\$ 12,192,992	\$ 14,826,069	\$ 17,900,329

# TECHNICAL COLLEGE OF THE LOWCOUNTRY

Notes to Financial Statements  
June 30, 2023

## **NOTE 13 OTHER POST EMPLOYMENT BENEFIT OBLIGATIONS (Continued)**

### **OPEB Expense**

Components of collective OPEB expense reported in the Schedule of OPEB Amounts by Employer for the fiscal year ended June 30, 2022 are presented below.

<b>Description</b>	<b>SCRHITF</b>
Service cost	\$ 840,678
Interest on the Total OPEB Liability	424,459
Projected Earnings on Plan Investments	(45,782)
OPEB Plan Administrative Expense	781
Recognition of Outflow (Inflow) of Resources due to Liabilities	(358,365)
Recognition of Outflow (Inflow) of Resources due to Assets	30,115
<b>Total</b>	<b>\$ 891,887</b>

Additional items included in Total Employer OPEB Expense are the current period amortized portions of deferred outflows and/or inflows of resources related to changes in employers' proportionate share of the collective NOL and differences between actual employer contributions and proportionate share of total plan employer contributions.

### **Deferred Outflows and Inflows of Resources**

As discussed in paragraph 86 of GASB Statement No. 75, differences between expected and actual experience and changes in assumptions are recognized in OPEB expense using a systematic and rational method over a closed period equal to the average of the expected remaining service lives of all employees that are provided OPEB through the OPEB plan (active and inactive members) determined as of the beginning of the measurement period.

Additionally, differences between projected and actual earnings on OPEB plan investments should be recognized in OPEB expense using a systematic and rational method over a closed five- year period. For this purpose, the deferred outflows and inflows of resources are recognized in the OPEB expense as a level dollar amount over the closed period identified above.

Other amounts reported as deferred outflows of resources (deferred OPEB charges) and deferred inflows of resources (deferred OPEB credits) related to the SCRHITF will increase (decrease) OPEB expenses as follows:

# TECHNICAL COLLEGE OF THE LOWCOUNTRY

## Notes to Financial Statements June 30, 2023

### **NOTE 13 OTHER POST EMPLOYMENT BENEFIT OBLIGATIONS (Continued)**

	<b>Deferred Outflows of Resources</b>	<b>Deferred Inflows of Resources</b>
	<b>SCRS</b>	<b>SCRS</b>
Net difference between projected and actual experience	\$ 318,224	\$ 1,303,628
Changes in assumptions	3,459,472	4,765,776
Changes in proportion and differences between contributions and proportionate share of contributions	403,753	955,792
Contributions subsequent to the measurement date	679,388	-
Total	\$ 4,860,837	\$ 7,025,196

The amounts of \$679,388 reported as deferred outflows of resources relate to the contributions subsequent to the measurement date of the SCRS and will be recognized as a reduction of the net OPEB liabilities for the year ended June 30, 2024.

The following schedules reflect the amortization of collective deferred outflows/(inflows) of resources related to OPEB outstanding at June 30, 2022.

<b>Amortization of Deferred Outflows/Inflows of Resources</b>		
<b>Amortized period ending June 30,</b>		<b>SCRHITF</b>
2023		(447,643)
2024		(291,733)
2025		(246,499)
2026		(329,473)
2027		(674,392)
Thereafter		(854,007)
Net Balance of Deferred Outflows/(Inflows) of Resources		\$ (2,843,747)

### **Additional Financial and Actuarial Information**

Information contained in these Notes to the Schedules of OPEB Amounts by Employer (the Schedules) were compiled from the OPEB Trust Funds audited financial statements for the fiscal year ended June 30, 2022, and the accounting and financial reporting actuarial valuations as of June 30, 2022. Additional financial information supporting the preparation of the Schedules (including the unmodified audit opinion on the financial statements and required supplementary information) is available in the OPEB Trust Funds audited financial statements. Employers are encouraged to review Illustration II in Appendix C of GASB Statement No. 75, which provides a sample footnote disclosure and required supplementary information for a cost-sharing multiple- employer defined benefit OPEB plan.

### **NOTE 14 CONTINGENCIES AND LITIGATIONS**

The College has legal litigation from time to time. Most of the litigation is covered by insurance or settled through subsequent agreements. In the opinion of the College the resolution of these matters will not have a material adverse effect on the financial condition of the College. The College has booked a contingent liability in the amount of \$57,500 for June 30, 2023 related to a settlement agreement subsequent to year end.

The College participates in certain Federal grant programs. These programs are subject to financial and compliance audits by the grantor or its representative. The College is not aware of any contingent liabilities related to the Federal grant programs.

# TECHNICAL COLLEGE OF THE LOWCOUNTRY

Notes to Financial Statements  
June 30, 2023

## **NOTE 15 IMPLEMENTATION OF NEW ACCOUNTING STANDARD**

In May 2020, the Governmental Accounting Standards Board (GASB) issued Statement No. 96, *Subscription-Based Information Technology Arrangements* (SBITA), which was issued to provide guidance for the accounting and disclosure of the right-to-use subscription-based assets (intangible assets) and the recognition of a corresponding subscription liability. As a result of the implementation of GASB Statement No. 96, the College evaluated all subscription-based technology arrangements and have recognized subscription liabilities and subscription assets in accordance with the guidelines.

## **NOTE 16 RISK MANAGEMENT**

The College is exposed to various risks of loss and maintains State or commercial insurance coverage for each of those risks. Management believes such coverage is sufficient to preclude any significant uninsured losses for the covered risks. Settlement claims have not exceeded this coverage in any of the past three years.

The State of South Carolina believes it is more economical to manage certain risks internally and set aside assets for claim settlement. Several state funds accumulate assets and the State itself assumes substantially all the risk for the following claims of covered employees:

- Unemployment compensation benefits
- Worker's compensation benefits for job-related illnesses or injuries
- Health and dental insurance benefits
- Long-term disability and incidental death benefits

Employees elect health insurance coverage through either a health maintenance organization or through the State's self-insured plan.

The College and other entities pay premiums to the State's Insurance Reserve Fund (IRF), which issues policies, accumulates assets to cover the risk of loss, and pays claims incurred for covered losses relating to the following activities:

- Theft, damage to, or destruction of assets
- Real property, its contents, and other equipment
- Motor vehicles
- Torts
- Natural disasters
- Medical malpractice claims against the Infirmary

The IRF is a self-insurer and purchases reinsurance to obtain certain services and to limit losses in certain areas. The IRF's rates are determined actuarially.

The College obtains coverage through a commercial insurer for employee's fidelity bond insurance for all employees for losses arising from theft or misappropriation.



# TECHNICAL COLLEGE OF THE LOWCOUNTRY

Notes to Financial Statements  
June 30, 2023

## **NOTE 17 OPERATING EXPENSES BY FUNCTION**

Operating expenses by functional classification for the year ended June 30, 2023 are summarized as follows:

	<b>Compensation</b>	<b>Benefits</b>	<b>Scholarships</b>	<b>Supplies / services</b>	<b>Utilities</b>	<b>Depreciation</b>	<b>Total</b>
Instruction	\$ 5,791,613	\$ 1,935,369	\$ -	\$ 2,084,370	\$ -	\$ -	\$ 9,811,352
Academic Support	1,913,198	675,069	-	842,701	-	-	3,430,968
Student Services	1,809,179	679,642	-	1,033,078	-	-	3,521,899
Operation & Maintenance of Plant	670,147	251,236	-	807,533	677,068	-	2,405,984
Institutional Support	1,942,028	613,803	-	1,250,652	-	-	3,806,483
Scholarships	-	-	6,046,195	-	-	-	6,046,195
Auxiliary Enterprises	23,804	5,213	-	11,256	6,803	-	47,076
Depreciation	-	-	-	-	-	1,583,807	1,583,807
Total Operating Expenses	<u>\$ 12,149,969</u>	<u>\$ 4,160,332</u>	<u>\$ 6,046,195</u>	<u>\$ 6,029,590</u>	<u>\$ 683,871</u>	<u>\$ 1,583,807</u>	<u>\$ 30,653,764</u>

## **NOTE 18 RELATED ORGANIZATIONS, RELATED PARTY TRANSACTIONS, AND TRANSACTIONS WITH DISCRETELY PRESENTED COMPONENT UNITS**

Certain separately chartered legal entities whose activities are related to those of the College exist primarily to provide financial assistance and other support to the College and its educational program. Financial statements for these entities are audited by independent auditors and retained by them. They include the Technical College of the Lowcountry Foundation, Inc. (the Foundation).

The Foundation was established to advocate and raise funds for the College in support of the region's economy. Principally, all of the resources held by the Foundation are for the benefit of the College and its students. Therefore, the Foundation qualified as a discretely presented component unit. The Foundation's statements are presented on separate pages from the College due to differences in the reporting models as discussed below.

Complete financial statements for the Foundation may be obtain from its administrative offices by request to 843-525-8214 or [foundation@tcl.edu](mailto:foundation@tcl.edu).

**Financial Statements:** The financial statement presentation of the Foundation follows the recommendation of the Financial Accounting Standards Board ("FASB") Accounting Standards Codification ("ASC"). Under the ASC, the Foundation's net assets are classified as 'net assets without donor restrictions' and 'net assets with donor restrictions'.

**Basis of Accounting:** The Foundation's financial statements are prepared on the accrual basis of accounting in accordance with accounting principles generally accepted in the United States of America ("GAAP"). Therefore, certain revenue recognition criteria and presentation features are different from GASB criteria and presentation features. No modifications for these differences have been made to the Foundation's financial statements included in the College's financial reporting entity.

# TECHNICAL COLLEGE OF THE LOWCOUNTRY

Notes to Financial Statements  
June 30, 2023

## NOTE 18 RELATED ORGANIZATIONS, RELATED PARTY TRANSACTIONS, AND TRANSACTIONS WITH DISCRETELY PRESENTED COMPONENT UNITS (Continued)

**Income Taxes:** The Foundation is exempt from federal income tax under Section 501(c)(3) of the Internal Revenue Code. However, any income from activities not directly related to the Foundation’s tax exempt purpose would be subject to taxation as unrelated business income tax. In addition, the Foundation qualifies as a charitable contribution deduction under Section 170(b)(1)(A) and has been classified as an organization that is not a private foundation under Section 509(a). Tax exempt status arises from the fact that the Foundation’s sole reason for existence is as a support organization for the College.

GAAP prescribes a recognition threshold and measurement attribute for the financial statement recognition and measurement of a tax position taken or expected to be taken in a tax return. GAAP also provides guidance on derecognition of tax benefits, classification on the balance sheet, interest and penalties, accounting in interim periods, and disclosure.

Foundation management evaluated the Foundation’s tax position and concluded that the Foundation had taken no uncertain tax positions that require adjustment to the financial statements to comply with the provisions of this guidance for the year ended June 30, 2023. The Foundation’s policy is to report accrued interest related to unrecognized tax benefits, when applicable, as interest income and to report penalties as other expense. Generally, the Foundation’s tax returns remain open for three years subsequent to their filing for examination by government authorities.

**Concentration of Credit Risk:** The Foundation maintains its cash accounts at a local financial institution. Bank balances are secured by the Federal Deposit Insurance Corporation (FDIC) up to \$250,000. Cash balances may exceed FDIC insurance limits.

Restricted cash of \$1,743,183 was collateralized by the South Carolina Public Funds deposit program.

The Foundation maintains its investments at one brokerage firm. Accounts maintained at the brokerage firm are insured up to \$500,000 for securities, including a limit of \$250,000 on claims for cash, under the securities investor protection corporation (“SIPC”). At June 30, 2023, total cash and securities were \$1,802,671. Management believes that the Foundation’s investments do not represent significant concentrations of market risk. The Foundation’s investments portfolio is adequately diversified among issuer’s and management believes that the Foundation has the ability to hold its investment portfolio during periods of temporary market decline.

**Investments:** Investments in marketable equity securities with readily determinable fair values and all investment in debt securities are carried at fair market value. Unrealized gains and losses are included in the change in net assets in the Statement of Activities.

	Fair Value	Cost Basis	Unrealized Gains
Cash and Deposit Accounts	\$ 13,126	\$ 13,126	\$ -
Fixed Income	279,669	372,771	(93,102)
Equity Securities	1,242,106	907,270	334,836
Other Assets	267,770	265,000	2,770
Total	<u>\$ 1,802,671</u>	<u>\$ 1,558,167</u>	<u>\$ 244,504</u>

# TECHNICAL COLLEGE OF THE LOWCOUNTRY

Notes to Financial Statements  
June 30, 2023

## NOTE 18 RELATED ORGANIZATIONS, RELATED PARTY TRANSACTIONS, AND TRANSACTIONS WITH DISCRETELY PRESENTED COMPONENT UNITS (Continued)

Statement of Net Position:

Foundation	
Cash and Cash Equivalents	\$ 945,864
Restricted Cash	1,743,183
Total Cash and Cash equivalents on State of Net Position	\$ 2,689,047

Disclosure, Deposits and Investments Plus Reconciling Items:

Foundation	
Deposits held by financial institutions, carrying value	\$ 2,684,306
Cash on hand	9,741
Total Disclosure, Deposits and Investments Plus Reconciling Items:	\$ 2,694,047

**Accounts Receivable:** The Foundation has recognized unconditional promises to give to be collected as follows at June 30, 2023:

Receivables in less than one year	\$ 30,700
Receivables in two or more years	134,600
	\$ 165,300

During the year ended June 30, 2023, the Foundation paid and accrued expenses to scholarships, grants, special events, and other assistance of \$226,282 to the Technical College of the Lowcountry (the College). At June 30, 2023, \$3,721 was included in accounts payable to the College. The Foundation is provided an office on the campus of the College at no charge. The College has estimated the fair value of rent received to be \$9,600 per year using a level 3 fair market valuation. The Foundation received managerial and accounting services for two positions from the College's employees. Effective September 2016, the College pays the entire salary of the executive director and administrative assistant. The salaries and benefits that were contributed to the Foundation for the year ended June 30, 2023, was \$321,185. The College also paid \$26,645 on behalf of the Foundation for the Culinary Arts program. The following is a summary of the amounts recorded as in-kind revenue and expenses for the year ended June 30, 2023:

	Unrestricted Revenues	Functional Expenses		
		Scholarships	General and Administrative	Fundraising
Rent	\$ 9,600	\$ 3,600	\$ 2,400	\$ 3,600
Culinary Arts Donation	26,645	-	-	-
Salaries and Benefits	321,185	120,444	80,296	120,444
Total	\$ 357,430	\$ 124,044	\$ 82,696	\$ 124,044

# TECHNICAL COLLEGE OF THE LOWCOUNTRY

Notes to Financial Statements  
June 30, 2023

## **NOTE 18 RELATED ORGANIZATIONS, RELATED PARTY TRANSACTIONS, AND TRANSACTIONS WITH DISCRETELY PRESENTED COMPONENT UNITS (Continued)**

The Foundation entered into an agreement with the Technical College of the Lowcountry (the “College”) to act as a conduit for the construction and financing of a Culinary Arts Institute and Interpretive Center (“Culinary Center”) in Bluffton, South Carolina in the amount of \$11,243,000. The financing of which has been secured by an \$8 million South Carolina Jobs-Economic Development Agreement (JEDA) Economic Development Revenue Bond through BB&T, along with (1) approximately \$1,243,000 of local hospitality taxes contributed from Beaufort County and (2) approximately \$2,000,000 of the College’s capital reserves. The Bond is payable in ten annual installments of approximately level payments, and is payable from and secured by (a) amounts annually provided by Beaufort County, the Town of Bluffton and the Beaufort County School District (as described below) and (b) approximately \$2,000,000 of local hospitality taxes previously contributed from Beaufort County and deposited to a bond reserve fund.

Beaufort County, on behalf of itself and as fiscal agent for the Town of Bluffton and the Beaufort County School District, has committed to annually provide \$800,000 in available revenues over a ten-year period (for a total of \$8 million), subject to annual appropriations, to the College. Pursuant to a lease between the College and the Foundation, the College has agreed to make ten annual lease payments equal to \$800,000 (for a total of \$8 million), subject to annual appropriation, which lease payments are intended to be used by the Foundation for repayment of the Bond. The College agreed to undertake the construction and the financial administration of the project. At June 30, 2023, the Foundation has a lease receivable of \$4,111,817 from the College.

During the year ended June 30, 2023, the TCL Bond Reserve and the TCL Project Account had investment earnings of \$57,323. The Culinary Center Project disbursements of \$143,989 were paid out during the year to the College. On June 30, 2023, the Foundation was holding \$1,743,183 in funds for the Culinary Center Project.

The South Carolina Jobs-Economic Development Authority (JEDA) construction bond in the amount of \$8,000,000 for the construction of the TCL Culinary Institute has a term of 10 years with an interest rate of 3.14%. The balance of the loan on June 30, 2023, is \$5,855,000 and has a maturity date of the following:

<u>Year Ended June 30,</u>	<u>JEDA Bond</u>
2024	\$ 761,000
2025	785,000
2026	809,000
2027	835,000
2028	861,000
Thereafter	1,804,000
Total	<u>\$ 5,855,000</u>

## **NOTE 19 SUBSEQUENT EVENTS**

The College has evaluated subsequent events through September 29, 2023, in connection with the preparation of these financial statements, which is the date the financial statements were available to be issued. It was determined that no significant events have occurred that materially impact the financial position of the College.

**REQUIRED SUPPLEMENTARY INFORMATION**

**TECHNICAL COLLEGE OF THE LOWCOUNTRY**  
**Schedule of Proportionate Share of the SCRS Net Pension Liability**  
**Last 10 Fiscal Years**

	2023	2022	2021	2020	2019	2018	2017	2016	2015
TCL Proportion of Net Pension Liability	0.075136%	0.073733%	0.077500%	0.080483%	0.084174%	0.084763%	0.085300%	0.087397%	0.086284%
TCL Proportionate Share of Net Pension Liability	\$ 18,214,616	\$ 15,956,676	\$ 19,802,595	\$ 18,377,614	\$ 18,860,726	\$ 19,081,514	\$ 18,219,954	\$ 16,575,262	\$ 14,855,244
TCL Covered Payroll	\$ 7,485,751	\$ 8,832,936	\$ 9,086,868	\$ 8,896,166	\$ 9,055,859	\$ 8,883,071	\$ 8,624,879	\$ 9,533,240	\$ 9,144,015
TCL Proportionate Share of Net Pension Liability as a Percentage of Covered Payroll	243.32%	180.65%	217.93%	206.58%	208.27%	214.81%	211.25%	173.87%	162.46%
Plan Fiduciary Net Position as a Percentage of the Total Pension Liability	57.10%	60.70%	50.70%	54.40%	54.10%	53.30%	52.90%	56.99%	59.92%

\* The amounts presented for each fiscal year were determined as of July 1 of four years prior, using membership data as of that day, projected forward to June 30 of the previous year. Additionally, the State implemented GASB 68 during fiscal year 2015. As such, only the last nine years of information is available.

**TECHNICAL COLLEGE OF THE LOWCOUNTRY**  
**Schedule of SCRS Contributions**  
**Last 10 Fiscal Years**

	<u>2023</u>	<u>2022</u>	<u>2021</u>	<u>2020</u>	<u>2019</u>	<u>2018</u>	<u>2017</u>	<u>2016</u>	<u>2015</u>	<u>2014</u>
Contractually Required Contribution	\$ 1,481,615	\$ 1,239,640	\$ 1,296,889	\$ 1,345,810	\$ 1,234,900	\$ 1,183,275	\$ 989,178	\$ 865,610	\$ 893,244	\$ 794,980
Contributions in Relation to the Contractually Required Contribution	(1,481,615)	(1,239,640)	(1,296,889)	(1,345,810)	(1,234,900)	(1,183,275)	(989,178)	(865,610)	(893,244)	(794,980)
Contribution Deficiency/(Excess)	<u>\$ -</u>	<u>\$ -</u>	<u>\$ -</u>	<u>\$ -</u>	<u>\$ -</u>	<u>\$ -</u>	<u>\$ -</u>	<u>\$ -</u>	<u>\$ -</u>	<u>\$ -</u>
TCL Covered Payroll	<u>\$ 8,418,032</u>	<u>\$ 7,485,751</u>	<u>\$ 8,832,936</u>	<u>\$ 9,086,868</u>	<u>\$ 8,896,166</u>	<u>\$ 9,055,859</u>	<u>\$ 8,883,071</u>	<u>\$ 8,624,879</u>	<u>\$ 9,533,240</u>	<u>\$ 9,144,015</u>
Contributions as a Percentage of Covered Payroll	<u>17.60%</u>	<u>16.56%</u>	<u>14.68%</u>	<u>14.81%</u>	<u>13.88%</u>	<u>13.07%</u>	<u>11.14%</u>	<u>10.04%</u>	<u>9.37%</u>	<u>8.69%</u>

**TECHNICAL COLLEGE OF THE LOWCOUNTRY**  
**Schedule of Changes in the Total OPEB Liability and Related Ratios**  
**Last 10 Fiscal Years**

	<u>2023</u>	<u>2022</u>	<u>2021</u>	<u>2020</u>	<u>2019</u>	<u>2018</u>
<b>Total OPEB Liability</b>						
Service cost at the end of the year	\$ 840,678	\$ 719,570	\$ 627,218	\$ 519,724	\$ 547,288	\$ 643,456
Interest on the TOL and Cash Flows	424,459	459,598	510,941	566,144	549,063	479,604
Projected earnings on plan investments	(45,782)	(43,392)	(39,903)	(51,543)	(48,952)	(44,824)
OPEB plan administrative expense	781	1,040	1,004	900	68	11
Other changes in plan fiduciary net position	-	-	-	-	(193,456)	(215,937)
Recognition of outflows (inflows) of resources due to liabilities	(358,365)	536,347	257,550	(102,296)	15,792	6,129
Recognition of outflows (inflows) of resources due to assets	30,116	5,200	(2,861)	9,802	-	-
Deferred amounts from changes in proportionate share and difference between employer contribution & proportionate share of total plan contributions	472,014	(621,532)	(484,772)	(496,064)	(6,699)	-
Implicit subsidy	55,337	3,745	6,508	(4,083)	13,983	-
Contributions from nonemployer contributing entities	(2,315)	(2,250)	(131,466)	(104,952)	(112,308)	-
Surcharge Contribution	(598,735)	(552,058)	(567,929)	(538,218)	(498,072)	-
Net change in difference between expected and actual experience	(879,006)	(210,095)	422,557	(536,594)	223,926	18,087
Net change in difference between projected and actual investment experience	-	41,506	(59,499)	(39,065)	32,542	-
Net change in changes of assumption or other inputs	(4,835,789)	1,590,062	1,874,123	1,277,036	130,816	(1,859,642)
Net changes in changes in proportion and differences between contributions and proportionate share of contributions	-	-	-	-	(41,313)	-
Net change in Total OPEB Liability	<u>(4,896,607)</u>	<u>1,927,741</u>	<u>2,413,471</u>	<u>500,791</u>	<u>612,678</u>	<u>(973,116)</u>
Total OPEB Liability - beginning	<u>19,722,676</u>	<u>17,794,935</u>	<u>15,381,464</u>	<u>14,880,673</u>	<u>14,267,995</u>	<u>15,241,111</u>
Total OPEB Liability - ending	<u>\$ 14,826,069</u>	<u>\$ 19,722,676</u>	<u>\$ 17,794,935</u>	<u>\$ 15,381,464</u>	<u>\$ 14,880,673</u>	<u>\$ 14,267,995</u>
Covered Payroll	<u>\$ 7,485,751</u>	<u>\$ 8,832,936</u>	<u>\$ 9,086,868</u>	<u>\$ 8,896,166</u>	<u>\$ 9,055,859</u>	<u>\$ 8,883,071</u>
Total OPEB Liability as a percentage of covered payroll	<u>198.06%</u>	<u>223.29%</u>	<u>195.83%</u>	<u>172.90%</u>	<u>164.32%</u>	<u>160.62%</u>

Until a full 10-year trend is compiled, the College will present information for those years for which information is available.



**TECHNICAL COLLEGE OF THE LOWCOUNTRY**  
**Schedule of OPEB Contributions**  
**Last 10 Fiscal Years**

<b>Description</b>	<b>2023</b>	<b>2022</b>	<b>2021</b>	<b>2020</b>	<b>2019</b>	<b>2018</b>
Actuarially Determined Employer Contribution (ADEC)	\$ 526,127	\$ 467,860	\$ 552,058	\$ 567,929	\$ 538,218	\$ 498,073
Contributions in relation to the ADEC	-	-	-	-	-	-
Annual contribution deficiency (excess)	<u>\$ 526,127</u>	<u>\$ 467,860</u>	<u>\$ 552,058</u>	<u>\$ 567,929</u>	<u>\$ 538,218</u>	<u>\$ 498,073</u>
 Covered Payroll	 <u>\$ 8,418,032</u>	 <u>\$ 7,485,751</u>	 <u>\$ 8,832,936</u>	 <u>\$ 9,086,868</u>	 <u>\$ 8,896,166</u>	 <u>\$ 9,055,859</u>
 Actual contributions as a percentage of covered payroll	 6.3%	 6.3%	 6.2%	 6.2%	 6.0%	 5.5%

Until a full 10-year trend is compiled, the College will present information for those years for which information is available.

## **COMPLIANCE SECTION**

**TECHNICAL COLLEGE OF THE LOWCOUNTRY  
SCHEDULE OF EXPENDITURES OF FEDERAL AWARDS  
FOR THE YEAR ENDED JUNE 30, 2023**

Federal Grantor/Pass-Through Grantor/Program Title	Federal AL Number	Pass-Through Entity Identifying Number	Pass-Through to Sub- Recipients	Total Federal Expenditures
<b>U.S. Department of Education</b>				
<b>Student Financial Assistance Program Cluster</b>				
Federal Work-Study Program	84.033		\$ -	\$ 18,631
Federal Supplemental Education and Opportunity Grants	84.007		-	241,132
Federal Pell Grant Program	84.063		-	3,371,508
Federal Direct Student Loans	84.268		-	1,102,679
Total Student Financial Assistance Program Cluster			-	4,733,950
<b>Strengthening Minority Serving Institutions</b>				
Higher Education Institutional Aid	84.031A		-	614,072
<b>Higher Education Emergency Relief Funds, Coronavirus Aid, Relief, and Economic Security Act</b>				
HEERF, CARES Student Portion	84.425E		-	1,286,200
HEERF, CARES Institutional Portion	84.425F		-	1,257,899
<i>Passed through SC Governor's Office</i>				
HEERF, Governor's Emergency Education Relief (GEER) Fund	84.425C		-	828,742
ESSER III, Elementary and Secondary School Emergency Relief	84.425D		-	396,894
ARP-ESSER Fund Dual Enrollment Partnerships.	84.425U		-	172,352
Total Higher Education Emergency Relief Funds, Coronavirus Aid, Relief, and Economic Security Act			-	3,942,087
<b>TRIO Program Cluster</b>				
Student Support Services	84.042		-	197,497
Talent Search	84.044		-	382,387
Total TRIO Program Cluster			-	579,884
<b>Carl D. Perkins Career and Technical Education Act of 2006</b>				
<i>Passed through SC Department of Education</i>				
Perkins IV	84.048		-	193,745
<b>U.S. Department of Labor</b>				
<i>Passed through S.C. State Board for Technical and Comprehensive Education</i>				
SC Apprenticeship Initiative	17.268		-	11,980
<b>U.S. Department of Agriculture</b>				
<i>Passed through S.C. Department of Social Services</i>				
SNAP Employment and Training Program	10.561		-	1,409
<b>Department of Health and Human Services</b>				
Early Childhood Development	93.575		-	12,819
<b>U.S. Department of Defense</b>				
<i>Passed through the University of South Carolina</i>				
Economic Adjustment Assistance for State Governments	12.617		-	78,800
<b>Total Expenditures of Federal Awards</b>			\$ -	\$ 10,168,746

**TECHNICAL COLLEGE OF THE LOWCOUNTRY  
SCHEDULE OF EXPENDITURES OF FEDERAL AWARDS  
FOR THE YEAR ENDED JUNE 30, 2023**

**NOTE 1 - BASIS OF PRESENTATION**

The accompanying schedule of expenditures of federal awards (the Schedule) includes the federal award activity of Technical College of the Lowcountry (the College) under programs of the federal government for the year ended June 30, 2023. The information in the schedule is presented in accordance with the requirements of Title 2 U.S. Code of Federal Regulations Part 200, Uniform Administrative Requirements, Cost Principles, and Audit Requirements for Federal Awards (Uniform Guidance). Because the Schedule presents only a selected portion of the operations of the College, it is not intended to and does not present the financial position, changes in net assets, or cash flows of the College.

**NOTE 2 - SUMMARY OF SIGNIFICANT ACCOUNTING POLICIES**

Expenditures reported on the Schedule are reported on the accrual basis of accounting. Such expenditures are recognized following, as applicable, either the cost principles contained in Title 2 U.S. Code of Federal Regulations Part 200, Uniform Administrative Requirements, Cost Principles, and Audit Requirements for Federal Awards or OMB Circular A-21 - Cost Principles for Educational Institutions, wherein certain types of expenditures may or may not be allowable or may be limited as to reimbursement.

**NOTE 3 -INDIRECT COST RATE**

The College has elected not to use the 10% de Minimis indirect cost rate as allowed under the Uniform Guidance.



Richard D. Crowley, CPA, CVA  
Lisa T. Wechsler, CPA, CFE  
Robert J. Nagy, CPA, CGMA  
Raquel Biascoechea, JD, CPA  
Jordan Graham, CPA

**CERTIFIED PUBLIC ACCOUNTANTS**

Member:  
American Institute of CPAs  
South Carolina Association of CPAs

**INDEPENDENT AUDITOR'S REPORT ON INTERNAL CONTROL OVER FINANCIAL REPORTING  
AND ON COMPLIANCE AND OTHER MATTERS BASED ON AN AUDIT OF FINANCIAL  
STATEMENTS PERFORMED IN ACCORDANCE WITH GOVERNMENT AUDITING STANDARDS**

To the Board of Commissioners  
Technical College of the Lowcountry  
Beaufort, South Carolina

We have audited, in accordance with the auditing standards generally accepted in the United States of America and the standards applicable to financial audits contained in *Government Auditing Standards* issued by the Comptroller General of the United States, the financial statements of the business-type activities, the aggregate discretely presented component units and each major fund of Technical College of the Lowcountry, as of and for the year ended June 30, 2023, and the related notes to the financial statements, which collectively comprise Technical College of the Lowcountry's basic financial statements, and have issued our report thereon dated September 29, 2023.

**Report on Internal Control over Financial Reporting**

In planning and performing our audit of the financial statements, we considered Technical College of the Lowcountry's internal control over financial reporting (internal control) as a basis for designing audit procedures that are appropriate in the circumstances for the purpose of expressing our opinions on the financial statements, but not for the purpose of expressing an opinion on the effectiveness of Technical College of the Lowcountry's internal control. Accordingly, we do not express an opinion on the effectiveness of Technical College of the Lowcountry's internal control.

A *deficiency in internal control* exists when the design or operation of a control does not allow management or employees, in the normal course of performing their assigned functions, to prevent, or detect and correct, misstatements, on a timely basis. A *material weakness* is a deficiency, or a combination of deficiencies, in internal control, such that there is a reasonable possibility that a material misstatement of the entity's financial statements will not be prevented, or detected and corrected, on a timely basis. A *significant deficiency* is a deficiency, or a combination of deficiencies, in internal control that is less severe than a material weakness, yet important enough to merit attention by those charged with governance.

Our consideration of internal control was for the limited purpose described in the first paragraph of this section and was not designed to identify all deficiencies in internal control that might be material weaknesses or, significant deficiencies. Given these limitations, during our audit we did not identify any deficiencies in internal control that we consider to be material weaknesses. However, material weaknesses or significant deficiencies may exist that were not identified.

### **Report on Compliance and Other Matters**

As part of obtaining reasonable assurance about whether Technical College of the Lowcountry's financial statements are free from material misstatement, we performed tests of its compliance with certain provisions of laws, regulations, contracts, and grant agreements, noncompliance with which could have a direct and material effect on the financial statements. However, providing an opinion on compliance with those provisions was not an objective of our audit, and accordingly, we do not express such an opinion. The results of our tests disclosed no instances of noncompliance or other matters that are required to be reported under *Government Auditing Standards*.

### **Purpose of This Report**

The purpose of this report is solely to describe the scope of our testing of internal control and compliance and the results of that testing, and not to provide an opinion on the effectiveness of the entity's internal control or on compliance. This report is an integral part of an audit performed in accordance with *Government Auditing Standards* in considering the entity's internal control and compliance. Accordingly, this communication is not suitable for any other purpose.



Crowley Wechsler & Associates LLC  
Beaufort, South Carolina  
September 29, 2023



Richard D. Crowley, CPA, CVA  
Lisa T. Wechsler, CPA, CFE  
Robert J. Nagy, CPA, CGMA  
Raquel Biascoechea, JD, CPA  
Jordan Graham, CPA

**CERTIFIED PUBLIC ACCOUNTANTS**

Member:  
American Institute of CPAs  
South Carolina Association of CPAs

**INDEPENDENT AUDITOR'S REPORT ON COMPLIANCE FOR EACH MAJOR PROGRAM  
AND ON INTERNAL CONTROL OVER COMPLIANCE REQUIRED BY THE UNIFORM GUIDANCE**

To the Board of Commissioners  
Technical College of the Lowcountry  
Beaufort, South Carolina

**Report on Compliance for Each Major Federal Program**

***Opinion on Each Major Federal Program***

We have audited the Technical College of the Lowcountry's compliance with the types of compliance requirements identified as subject to audit in the OMB *Compliance Supplement* that could have a direct and material effect on the Technical College of the Lowcountry's major federal programs for the year ended June 30, 2023. The Technical College of the Lowcountry's major federal programs are identified in the summary of auditor's results section of the accompanying schedule of findings and questioned costs.

In our opinion, the Technical College of the Lowcountry complied, in all material respects, with the types of compliance requirements referred to above that could have a direct and material effect on each of its major federal programs for the year ended June 30, 2023.

***Basis for Opinion on Each Major Federal Program***

We conducted our audit of compliance in accordance with auditing standards generally accepted in the United States of America; the standards applicable to financial audits contained in *Government Auditing Standards*, issued by the Comptroller General of the United States; and the audit requirements of Title 2 U.S. *Code of Federal Regulations* Part 200, *Uniform Administrative Requirements, Cost Principles, and Audit Requirements for Federal Awards* (Uniform Guidance). Our responsibilities under those standards and the Uniform Guidance are further described in the Auditor's Responsibilities for the Audit of Compliance section of our report.

We are required to be independent of the Technical College of the Lowcountry and to meet our other ethical responsibilities, in accordance with relevant ethical requirements relating to our audit. We believe that the audit evidence we have obtained is sufficient and appropriate to provide a basis for our opinion on compliance for each major federal program. Our audit does not provide a legal determination of the Technical College of the Lowcountry's compliance with the compliance requirements referred to above.

***Responsibilities of Management for Compliance***

Management is responsible for compliance with the requirements referred to above and for the design, implementation, and maintenance of effective internal control over compliance with the requirements of laws, statutes, regulations, rules, and provisions of contracts or grant agreements applicable to the Technical College of the Lowcountry's federal programs.

PO Box 481  
1411 Queen Street  
Beaufort, SC 29901  
TEL (843) 379-1065 FAX (843) 379-1066

[www.CWACPAs.com](http://www.CWACPAs.com)

PO Box 80177  
706 Orleans Rd, Suite 102  
Charleston, SC 29416  
TEL (843) 971-0882 FAX (843) 723-0870

### ***Auditor's Responsibilities for the Audit of Compliance***

Our objectives are to obtain reasonable assurance about whether material noncompliance with the compliance requirements referred to above occurred, whether due to fraud or error, and express an opinion on the Technical College of the Lowcountry's compliance based on our audit. Reasonable assurance is a high level of assurance but is not absolute assurance and therefore is not a guarantee that an audit conducted in accordance with generally accepted auditing standards, *Government Auditing Standards*, and the Uniform Guidance will always detect material noncompliance when it exists. The risk of not detecting material noncompliance resulting from fraud is higher than for that resulting from error, as fraud may involve collusion, forgery, intentional omissions, misrepresentations, or the override of internal control. Noncompliance with the compliance requirements referred to above is considered material if there is a substantial likelihood that, individually or in the aggregate, it would influence the judgment made by a reasonable user of the report on compliance about the Technical College of the Lowcountry's compliance with the requirements of each major federal program as a whole.

In performing an audit in accordance with generally accepted auditing standards, *Government Auditing Standards*, and the Uniform Guidance, we:

- Exercise professional judgment and maintain professional skepticism throughout the audit.
- Identify and assess the risks of material noncompliance, whether due to fraud or error, and design and perform audit procedures responsive to those risks. Such procedures include examining, on a test basis, evidence regarding the Technical College of the Lowcountry's compliance with the compliance requirements referred to above and performing such other procedures as we considered necessary in the circumstances.
- Obtain an understanding of the Technical College of the Lowcountry's internal control over compliance relevant to the audit in order to design audit procedures that are appropriate in the circumstances and to test and report on internal control over compliance in accordance with the Uniform Guidance, but not for the purpose of expressing an opinion on the effectiveness of the Technical College of the Lowcountry's internal control over compliance. Accordingly, no such opinion is expressed.

We are required to communicate with those charged with governance regarding, among other matters, the planned scope and timing of the audit and any significant deficiencies and material weaknesses in internal control over compliance that we identified during the audit.

### **Report on Internal Control over Compliance**

*A deficiency in internal control over compliance* exists when the design or operation of a control over compliance does not allow management or employees, in the normal course of performing their assigned functions, to prevent, or detect and correct, noncompliance with a type of compliance requirement of a federal program on a timely basis. *A material weakness in internal control over compliance* is a deficiency, or a combination of deficiencies, in internal control over compliance, such that there is a reasonable possibility that material noncompliance with a type of compliance requirement of a federal program will not be prevented, or detected and corrected, on a timely basis.

*A significant deficiency in internal control over compliance* is a deficiency, or a combination of deficiencies, in internal control over compliance with a type of compliance requirement of a federal program that is less severe than a material weakness in internal control over compliance, yet important enough to merit attention by those charged with governance.



Our consideration of internal control over compliance was for the limited purpose described in the Auditor's Responsibilities for the Audit of Compliance section above and was not designed to identify all deficiencies in internal control over compliance that might be material weaknesses or significant deficiencies in internal control over compliance. Given these limitations, during our audit we did not identify any deficiencies in internal control over compliance that we consider to be material weaknesses, as defined above. However, material weaknesses or significant deficiencies in internal control over compliance may exist that were not identified.

Our audit was not designed for the purpose of expressing an opinion on the effectiveness of internal control over compliance. Accordingly, no such opinion is expressed.

The purpose of this report on internal control over compliance is solely to describe the scope of our testing of internal control over compliance and the results of that testing based on the requirements of the Uniform Guidance. Accordingly, this report is not suitable for any other purpose.



Crowley Wechsler & Associates LLC  
Beaufort, South Carolina  
September 29, 2023

**TECHNICAL COLLEGE OF THE LOWCOUNTRY  
SCHEDULE OF FINDINGS AND QUESTION COSTS  
FOR THE YEAR ENDED JUNE 30, 2023**

**SECTION I – SUMMARY OF AUDIT RESULTS**

***Financial Statements***

Type of auditor’s report issued:		<u>Unmodified</u>
Internal control over financial reporting:		
Material weakness(es) identified?	_____ Yes	<u>  X  </u> No
Significant deficiency(ies) identified?	_____ Yes	<u>  X  </u> No
Noncompliance material to financial statements noted?	_____ Yes	<u>  X  </u> No

***Federal Awards***

Internal control over major programs:		
Material weakness(es) identified?	_____ Yes	<u>  X  </u> No
Significant deficiency(ies) identified?	_____ Yes	<u>  X  </u> No
Type of auditors’ report issued on compliance for major programs:		<u>Unmodified</u>
Any audit findings disclosed that are required to be reported in accordance with 2 CFR 200.516 (a)?	_____ Yes	<u>  X  </u> No

Identification of Major Programs:

<b>Assistance Listing Number</b>	<b>Name of Federal Program or Cluster</b>
84.007, 84.033, 84.063, 84.268	Student Financial Assistance Cluster
84.425E, 84.425F	CARES Act Emergency Relief Fund - Higher Education
84.425C, 84.425D & 84.425U	CARES Act Emergency Relief Fund – Elementary & Secondary Education

Dollar threshold used to distinguish between Type A and Type B programs:		<u>\$750,000</u>
Auditee qualified as a low-risk auditee?	<u>  X  </u> Yes	_____ No

**TECHNICAL COLLEGE OF THE LOWCOUNTRY  
SCHEDULE OF FINDINGS AND QUESTION COSTS  
FOR THE YEAR ENDED JUNE 30, 2023**

**SECTION II – FINANCIAL STATEMENT FINDINGS**

None noted.

**SECTION III – FEDERAL AWARD FINDINGS AND QUESTIONED COSTS**

None noted.

**TECHNICAL COLLEGE OF THE LOWCOUNTRY  
SUMMARY SCHEDULE OF PRIOR AUDIT FINDINGS  
FOR THE YEAR ENDED JUNE 30, 2023**

**Summary of Auditors' Results**

1. The independent auditor's report expressed an unmodified opinion.
2. There was no financial statement finding in the audit of the financial statements.

**Financial Statement Findings**

None

**Compliance Findings**

None

**TECHNICAL COLLEGE OF THE LOWCOUNTRY  
CORRECTIVE ACTION PLAN  
FOR THE YEAR ENDED JUNE 30, 2023**

No findings were noted for the year ended June 30 2023.



Richard D. Crowley, CPA, CVA  
Lisa T. Wechsler, CPA, CFE  
Robert J. Nagy, CPA, CGMA  
Raquel Biascoechea, JD, CPA  
Jordan Graham, CPA

**CERTIFIED PUBLIC ACCOUNTANTS**

Member:  
American Institute of CPAs  
South Carolina Association of CPAs

**INDEPENDENT AUDITOR'S REPORT ON COMPLIANCE FOR THE STATE LOTTERY TUITION ASSISTANCE PROGRAM AND ON INTERNAL CONTROL OVER COMPLIANCE**

To the Board of Commissioners  
Technical College of the Lowcountry  
Beaufort, South Carolina

**Report on Compliance for the State Lottery Tuition Assistance Program**

***Opinion on Each Major Federal Program***

We have audited the Technical College of the Lowcountry's (the "College") compliance with the types of compliance requirements described in the State Lottery Tuition Assistance Program Policy 3-2-307 and Procedure 3-2-307.1, issued by the State Board for Technical and Comprehensive Education, that could have a direct and material effect on each of the College's State Lottery Assistance Program for the year ended June 30, 2023.

In our opinion, the College complied, in all material respects, with the types of compliance requirements referred to above for the year ended June 30, 2023.

***Basis for Opinion on the State Lottery Tuition Assistance Program***

We conducted our audit of compliance in accordance with auditing standards generally accepted in the United States of America; the standards applicable to financial audits contained in *Government Auditing Standards*, issued by the Comptroller General of the United States; and the audit requirements of the State Lottery Tuition Assistance Program Policy 3-2-307 and Procedure 3-2-307.1, issued by the State Board for Technical and Comprehensive Education. Our responsibilities under those standards are further described in the Auditor's Responsibilities for the Audit of Compliance section of our report.

We are required to be independent of the College and to meet our other ethical responsibilities, in accordance with relevant ethical requirements relating to our audit. We believe that the audit evidence we have obtained is sufficient and appropriate to provide a basis for our opinion on compliance for each major federal program. Our audit does not provide a legal determination of the College's compliance with the compliance requirements referred to above.

***Responsibilities of Management for Compliance***

Management is responsible for compliance with the requirements referred to above and for the design, implementation, and maintenance of effective internal control over compliance with the requirements of laws, statutes, regulations, rules, and provisions of contracts or grant agreements applicable to the College's federal programs.

***Auditor's Responsibilities for the Audit of Compliance***

Our objectives are to obtain reasonable assurance about whether material noncompliance with the compliance requirements referred to above occurred, whether due to fraud or error, and express an opinion on the College's compliance based on our audit. Reasonable assurance is a high level of assurance but is not absolute assurance and therefore is not a guarantee that an audit conducted in accordance with generally accepted auditing standards, *Government Auditing Standards*. The risk of not detecting material noncompliance resulting from fraud is higher than for that resulting from error, as fraud may involve collusion, forgery, intentional omissions, misrepresentations, or the override of internal control.

PO Box 481  
1411 Queen Street  
Beaufort, SC 29901  
TEL (843) 379-1065 FAX (843) 379-1066

[www.CWACPA.com](http://www.CWACPA.com)

PO Box 80177  
706 Orleans Rd, Suite 102  
Charleston, SC 29416  
TEL (843) 971-0882 FAX (843) 723-0870

Noncompliance with the compliance requirements referred to above is considered material if there is a substantial likelihood that, individually or in the aggregate, it would influence the judgment made by a reasonable user of the report on compliance about the College's compliance with the requirements of the State Lottery Tuition Assistance Program Policy 3-2-307 and Procedure 3-2-307.1.

In performing an audit in accordance with generally accepted auditing standards, *Government Auditing Standards*, and the State Lottery Tuition Assistance Program Policy 3-2-307 and Procedure 3-2-307.1, we:

- Exercise professional judgment and maintain professional skepticism throughout the audit.
- Identify and assess the risks of material noncompliance, whether due to fraud or error, and design and perform audit procedures responsive to those risks. Such procedures include examining, on a test basis, evidence regarding the College's compliance with the compliance requirements referred to above and performing such other procedures as we considered necessary in the circumstances.
- Obtain an understanding of the College's internal control over compliance relevant to the audit in order to design audit procedures that are appropriate in the circumstances and to test and report on internal control over compliance in accordance with the State Lottery Tuition Assistance Program Policy 3-2-307 and Procedure 3-2-307.1, but not for the purpose of expressing an opinion on the effectiveness of the College's internal control over compliance. Accordingly, no such opinion is expressed.

We are required to communicate with those charged with governance regarding, among other matters, the planned scope and timing of the audit and any significant deficiencies and material weaknesses in internal control over compliance that we identified during the audit.

**Other Matters**

The results of our auditing procedures disclosed instances of noncompliance which are required to be reported in accordance with the State Lottery Tuition Assistance Program Policy 3-2-307 and Procedure 3-2-307.1 and which are described in the following chart:

Finding #	Eligibility Noncompliance Noted
2023-001	A student received lottery tuition assistance for dropped credit hours.
2023-002	A student received lottery tuition assistance who was not eligible because they were less than part time.

Our opinion on the State Lottery Tuition Assistance Program is not modified with respect to these matters.

**Report on Internal Control over Compliance**


*A deficiency in internal control over compliance* exists when the design or operation of a control over compliance does not allow management or employees, in the normal course of performing their assigned functions, to prevent, or detect and correct, noncompliance with a type of compliance requirement of a federal program on a timely basis. *A material weakness in internal control over compliance* is a deficiency, or a combination of deficiencies, in internal control over compliance, such that there is a reasonable possibility that material noncompliance with a type of compliance requirement of a federal program will not be prevented, or detected and corrected, on a timely basis.

*A significant deficiency in internal control over compliance* is a deficiency, or a combination of deficiencies, in internal control over compliance with a type of compliance requirement of a federal program that is less severe than a material weakness in internal control over compliance, yet important enough to merit attention by those charged with governance.

Our consideration of internal control over compliance was for the limited purpose described in the Auditor's Responsibilities for the Audit of Compliance section above and was not designed to identify all deficiencies in internal control over compliance that might be material weaknesses or significant deficiencies in internal control over compliance. Given these limitations, during our audit we did not identify any deficiencies in internal control over compliance that we consider to be material weaknesses, as defined above. However, material weaknesses or significant deficiencies in internal control over compliance may exist that were not identified.

Our audit was not designed for the purpose of expressing an opinion on the effectiveness of internal control over compliance. Accordingly, no such opinion is expressed.

The purpose of this report on internal control over compliance is solely to describe the scope of our testing of internal control over compliance and the results of that testing based on the requirements of the State Lottery Tuition Assistance Program Policy 3-2-307 and Procedure 3-2-307.1. Accordingly, this report is not suitable for any other purpose.



Beaufort, South Carolina  
September 29, 2023